

**WORX**

Catalogue  
2022

**LANDROID®**



Discover the  
new LANDROID®







## YOUR INNOVATIVE PRODUCTS WITH POSITIVE TECHNOLOGY

Whether for home or garden. For hobby or work. For beginners or professionals: We develop every single WORX product with a very special focus on sustainability, innovation and customer benefit. We are not satisfied until our products are environmentally responsible, offer a groundbreaking alternative to existing tools and make your work a whole lot easier.

We have set many milestones for gardening and power tools along the way - and with the WORX LANDROID®, we have now established a new standard in robotic mowers.

Don Gao  
CEO

A handwritten signature in white ink, appearing to read "Don Gao".







## PowerShare®

Why PowerShare®	06
Same battery, expandable power	08
PowerShare® Pro	10

## LANDROID®

Benefits LANDROID® robotic lawn mower	12
LANDROID® features	10
Finding the right LANDROID®	16
Installation of your LANDROID®	16
Overview	20
Accessories	22

## Garden tools

Benefits	24
NITRO range	26
Lawn mowers	28
Grass trimmers	32
Hedge trimmers	36
Grass shear	39
Chainsaws	40
Leaf blowers	48
Snow throwers	55
Garden sprayer	56
Patio brush	57
Wheelbarrow	58
Portable pressure washer HydroShot™	61

## Power tools

Benefits	66
Slammerdrill	69
Drill	70
Rotary hammers	78
Impact drivers	82
Oscillating tools	83
Accessories sawing and cutting	87
Accessories sawing and polishing	88
Accessories sawing and grout removing	89
Saws	90
Sanders	102
Nail gun	108
Narrow crown stapler	109
Mini cutter	110
Angle grinder	112
Inflator	114
Orbital buffer	116
Vacuum cleaner	117
LED light	118
Jump starter	119
Radio / Speaker	120
Worksite light	120
Jobsite fan	121
Jobsite blower	121
Work table	122
Multi-Tool MakerX™	124



# SHARE BATTERIES SAVE MONEY

Tired of having to pay for unnecessary batteries?  
Fed up of filling your shed with chargers? With WORX  
PowerShare®, you get everything you need, nothing you don't.

# POWER SHARER®

## 1 Choose your battery

Exactly the right battery for the job:  
Choose standard capacity for regular  
use – or high capacity if runtime is  
critical for your needs.



## 2 Choose your charger

We made it simple. Just two options:  
standard or fast chargers.



## 3 Choose your tool

Tools optionally available without extras.  
Look forward to a large variety of power  
tools without paying for extra batteries or  
chargers.





# POWER SHARE®

## SAME BATTERY, EXPANDABLE POWER

Stop buying batteries and chargers that fit one voltage only. Enjoy unlimited freedom of choice with WORX PowerShare®, the cordless system that adapts to your needs.

### One battery for 20 V power tools

For your everyday applications, enjoy the convenience of the compact and lightweight WORX 20 V power tools.

**20 V = 20 V**



### Two batteries for 40 V tools

When the going gets tough, the power of WORX 40 V tools is what you need.

**20 V  
20 V = 40 V**



### Four batteries for 80 V tools

Gasoline-like power for the toughest tasks.

**20 V  
20 V  
20 V  
20 V = 80 V**





# YOU HAVE THE JOB, WE HAVE THE RIGHT BATTERY

With PowerShare®, WORX does not simply offer you a universal battery system for home improvement, hobby and garden. The 20 V batteries are available in different capacities so you have exactly the right one for every activity.

Do you want agile handling and maneuverability without unnecessary weight? Then you should go for a battery with a low capacity rating. Or do you have a strenuous or demanding job ahead of you that needs a long battery runtime? Then you should choose a battery with a high capacity.

**POWER  
SHAR®**



## MORE ENDURANCE

For heavy-duty tasks, e.g.:  
mowing large areas,  
sawing thick logs,  
drilling large holes in  
hard materials, blowing  
wet leaves.

6.0Ah

5.0Ah

4.0Ah

For lightweight tasks  
and detail work, e.g.:  
turning small screws,  
driving small screws,  
sawing with a jigsaw,  
sanding details,  
cutting small hedges.

2.5Ah

## MORE AGILITY

2.0Ah

## TUNED UP FOR TOP PERFORMANCE

Longer runtime, longer life span, faster charging and higher performance – PowerShare® Pro is a new 20 V battery for professional users that delivers outstanding performance due to the intelligent battery management system and advanced cell protection.

### New battery management system

The new BMS prevents the cells from deep discharging, over-charging and over-heating and charges the battery more efficiently.

### Communication technology

All tools are optimally supplied with energy for maximum performance and efficiency.

### Cell guard

The battery cells are covered with a heat-absorbing TES plastic foil to better dissipate the heat generated.

### Heat shield

The battery cells are enclosed in an insulating housing. For maximum protection.

**NEW**

**POWER  
SHAR™  
PRO**





# YOUR LAWN DESERVES A LANDROID®

Get ready for the best lawn you ever had: The WORX LANDROID® automatically knows what's best for your lawn every day. It adapts to the size and shape of your lawn and the growth rate of your grass. It learns continuously from our fleet of thousands of connected robot mowers and regularly updates itself. It's agile, safe, accurate and packed with customizable features.

## Intelligent mowing

LANDROID® learns and builds the perfect schedule and continuously fine-tunes the mowing cycles thanks to cloud computing.

## For a beautiful lawn

LANDROIDS® daily mowing boosts the density of grass and prevents the propagation of weeds, giving you the healthiest and best looking lawn.

## Always agile & efficient

With AIA, your LANDROID® makes intelligent turns each time it reaches the border of your lawn – even in narrow and intricate passages.

## Adjusts to your needs

Get everything you need and nothing you don't. Enhance your LANDROID® with different options that suit your own garden and your individual needs.

# LANDROID®





LANDROID®  
Mowing robots

S: WR130E, M: WR141E, WR142E,  
M Plus: WR165E, WR167E,  
L: WR148E, WR147E.1, WR155E



reddot winner 2020

FEATURES

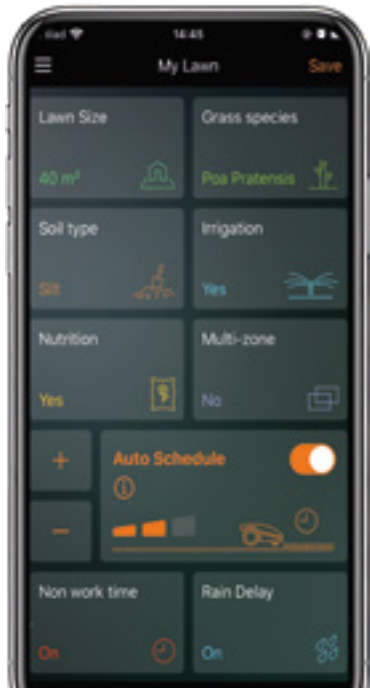
- AIA cutting technology – LANDROID® makes intelligent turns each time it reaches the edge of your lawn.
- Cut to edge – LANDROID® M and L have offset blades in order to mow as close as possible to the border of your lawn.
- PowerShare® 20 V battery – run more than 100 tools with the same battery.
- Multi-zone programming – several lawns can be combined and processed by a single LANDROID®.
- Virtually invisible charging station – LANDROIDS® base has a grid that allows grass to grow through it.
- Rain sensor - to avoid marks on your lawn, the LANDROID® stays in the charging station when it starts to rain.
- Forward and reverse rotation of the mowing deck – doubles the lifetime of the mowing blades.

NEW FEATURES (WR165E, WR167E, WR148E, WR147E.1)

- NEW: WiFi and Bluetooth – direct connection between app and mower, for more convenience and regular software updates.
- NEW: GroundTracer – blade lifts automatically to level out uneven terrain.
- NEW: Jet water protection – easy cleaning of the mower with the garden hose.
- NEW: Rotary knob and LCD display – for easy operation of the LANDROID® directly on the mower.



LANDROID® is able to use the individual data of your lawn and environment to determine the best mowing times and frequency.



A perfect lawn at your fingertips

Your LANDROID® learns about your garden and preferences through the app. Make basic settings and select if you want to enter a schedule manually – or let LANDROID® recommend one for you. Easily get status updates and important notifications about your mower – and keep the software up to date automatically.

Download the free app now and experience LANDROID® before even buying it.



Share your battery with other PowerShare® tools

One for all: just borrow the battery from your LANDROID® and snap it into the tool you need.



# FINDING THE RIGHT LANDROID® IS THIS EASY

All you need to know is the size of your lawn.  
If you aren't sure, you can easily measure it with the LANDROID® app.  
You can find the free app in your app or play store.



This convenient configurator  
you will also find online:  
[www.worx.com/landroid/en/configurator](http://www.worx.com/landroid/en/configurator)

What is the size of your lawn?

Up to 300 m <sup>2</sup>	Up to 500 m <sup>2</sup>	Up to 700 m <sup>2</sup>	Up to 800 m <sup>2</sup>	Up to 1,000 m <sup>2</sup>	Up to 2,000 m <sup>2</sup>
S300 WR130E	M500 WR141E	M700 WR142E			L2000 WR155E
	M500 Plus WR165E	M700 Plus WR167E	L800 WR148E	L1000 WR147E.1	

CUSTOMIZE YOUR LANDROID® WITH THE FOLLOWING OPTIONS

## SPECIAL FEATURES OF THE NEW LANDROID® MODELS

Do you have lots of bumps on your lawn?

**NEW\*: GROUND TRACER** levels out slight unevenness in your lawn by lifting the mower deck - for a lawn without mowing marks and to protect the blades.

Do you want to clean your LANDROID® fast & thoroughly?

**NEW: SUPERIOR SPLASH PROTECTION** ensures that no water gets into your LANDROID®, even if you hose it down with your garden hose.

Do you want even more convenience?

**NEW: BLUETOOTH** connects the LANDROID® directly with your smartphone. This allows you to conveniently make settings on your LANDROID® even without a WiFi connection.

Do you want to make quick additional settings?

**NEW: KNOB AND LCD DISPLAY** allow easy operation of the LANDROID® directly on the device. All settings can be read and adjusted on the LCD display.

# CREATE YOUR OWN LANDROID®

It's easy to customize your LANDROID® with a range of accessory modules.  
Simply insert the module into your LANDROID® – and enjoy even more performance.

Are there obstacles on your lawn such as garden furniture, flower pots, trees etc.?

**ANTI-COLLISION SYSTEM** uses ultrasonic sensors to detect obstacles. Thanks to object perception, autopilot technology steers the LANDROID® around them.

Do you want to make your LANDROID® secure, trackable & connected?

**FIND MY LANDROID®** LTE module provides a constant connection to the cloud. GPS positioning locates your mower and you can lock it remotely.

Do you need a permanent or temporary no-go-zone?

**OFF LIMITS** digital fencing is an easy way to exclude areas from LANDROIDS® mowing zone without the need to alter your main boundary wire.

Do you have problems with the reach of your Wifi?

**RADIO LINK** is a WiFi extender that helps your router to reach further into your garden, keeping your LANDROID® mower always connected to the cloud.

Do you need an efficient theft protection?

**HIGH-PITCHED ALARM** is a very loud alarm that is triggered as soon as the mower is lifted. It only stops when you enter your PIN, so it is an effective theft deterrent.



# SO EASY. SO QUICK. INSTALLING YOUR LANDROID®

LANDROID® is easy to install all by yourself. Everything you need for installation is included in the box except a couple of basic tools like a mallet and wire cutters. Look forward to all the time you'll save each week by not having to mow your lawn.

## Quick start guide

### 1. Set up the charging base

The charging base should be set up on flat ground with space on each side for docking and close to a power outlet.

### 2. Lay the boundary wire

Handy measuring guides are included to assist with boundary wire placement. Pegs are also provided to secure boundary wire flush with the ground.

### 3. Deal with any obstacles

When laying boundary wire, exclude or create islands around areas you do not want LANDROID® to enter, e.g. flower beds, patios and similar obstacles.

### 4. Return boundary wire to base

Return the boundary wire back to the charging base. Now your mowing perimeter is defined.

### 5. Follow the app setup

Download the WORX LANDROID® mobile app and scan the QR code on your LANDROID® to connect the LANDROID® to the mobile app.\*

### 6. Choose your schedule

Based on your lawn size, the app will suggest an auto schedule to best fit the size and needs of your lawn.

\* Using the operating display, you can also start up your LANDROID® without an app.

Adapt to national services

# ENJOY TOP COMFORT RIGHT FROM THE START: YOUR LANDROID® INSTALLATION SERVICE

Adapt to national services

Lean back and let our professionals take care of installation – individually and precisely adapted to your garden.  
You can book this service at <https://worx-europe.com/service/>.

Scan the QR code and learn more about our LANDROID® services.



## WE TAKE CARE OF ALL THIS FOR YOU:

- Preliminary inspection of your garden
- Travel by the LANDROID® professional to your property anywhere in Germany
- Complete installation of the LANDROID® with the included standard accessories\*
- Professional and fast underground laying of the perimeter wire by means of a laying machine
- Individual programming and integration of your LANDROID® & personal introduction to all functions

## THE COST OF INSTALLING A LANDROID®

LANDROID® S	LANDROID® M/M Plus	LANDROID® L
WR130E, S300 299 €	WR141E, M500 349 €	WR148E, L800 429 €
	WR165E, M Plus 500 349 €	WR147E.1, L1000 479 €
	WR142E, M700 409 €	WR155E, L2000 599 €
	WR167E, M Plus 700 409 €	

# GIVE YOUR LANDROID® THE CARE IT DESERVES: OUR WINTER AND MAINTENANCE SERVICE

Put your LANDROID® into the hands of the professionals after a hard mowing season. Our experts provide a thorough inspection, cleaning, and maintenance. You missed the service at the end of the season? Just use the standard package as a maintenance service for the whole year.

SERVICE	STANDARD	PREMIUM
Collection and return delivery by parcel service	•	•
Basic cleaning of the mowing robot	•	•
Inspection and maintenance of all moving parts	•	•
Inspection and maintenance of the charging contacts	•	•
Replacement of the cutting blades	•	•
Battery test + recharge	•	•
Firmware update	•	•
Intensive cleaning of the mowing robot	–	•
Housing preparation	–	•
Storage of the mowing robot	–	•
20 % discount on paid maintenance repairs	–	•
	109 € (incl. VAT)	129 € (incl. VAT)

\* Additional materials will be charged separately.





LANDROID®



reddot winner 2020



S

WR130E



M

WR141E



M Plus

WR165E



M

WR142E



M Plus

WR167E



L

WR148E



L

WR147E.1



L

WR155E

SPECIFICATIONS	WR130E	WR141E	WR165E	WR142E	WR167E	WR148E	WR147E.1	WR155E
Area	300 m <sup>2</sup>	500 m <sup>2</sup>	500 m <sup>2</sup>	700 m <sup>2</sup>	700 m <sup>2</sup>	800 m <sup>2</sup>	1,000 m <sup>2</sup>	2,000 m <sup>2</sup>
Voltage	20 V	20 V	20 V	20 V	20 V	20 V	20 V	20 V
Amp hour	2.0 Ah	2.0 Ah	2.0 Ah	4.0 Ah	4.0 Ah	2.0 Ah	4.0 Ah	5.0 Ah
Cutting height	2 – 5 cm	3 – 6 cm	3 – 6 cm	3 – 6 cm	3 – 6 cm	3 – 6 cm	3 – 6 cm	3 – 6 cm
Cutting width	18 cm	18 cm	18 cm	18 cm	18 cm	20 cm	20 cm	22 cm
Max. incline	20° (35 %)	20° (35 %)	20° (35 %)	20° (35 %)	20° (35 %)	20°(35 %)	20° (35 %)	20° (35 %)

FEATURES

• App control (WiFi / Bluetooth)	• / –	• / –	• / •	• / –	• / •	• / •	• / •	• / –
• GroundTracer (floating mowing deck)	•	–	•	–	•	•	•	–
• Easy clean-up	–	–	•	–	•	•	•	–
• Cut to edge (mowing close to the edge)	–	•	•	•	•	•	•	•
• PowerShare® 20 V battery	•	•	•	•	•	•	•	•
• AIA cutting technology	•	•	•	•	•	•	•	•
• Plug-n-play	•	•	•	•	•	•	•	•
• Multi-zone programming	•	•	•	•	•	•	•	•
• PIN security code for anti-theft	•	•	•	•	•	•	•	•
• Automatically returns to docking station	•	•	•	•	•	•	•	•
• Automatic recharge	•	•	•	•	•	•	•	•
• Side charge	•	•	•	•	•	•	•	•
• Weatherproof construction	•	•	•	•	•	•	•	•
• Rain sensor	•	•	•	•	•	•	•	•
• 3 pivoting blades for cutting / mulching system	•	•	•	•	•	•	•	•
• Forward and reverse rotating blades	•	•	•	•	•	•	•	•

ACCESSORIES

Boundary wire	100 m	130 m	130 m	150 m	150 m	150 m	180 m	250 m
Pegs	130	180	180	210	210	210	250	340
Blades and screws	9	9	9	9	9	9	9	9
Measurement gauge	2	2	2	2	2	2	2	2
Charging station nails	7	8	8	8	8	8	8	8
Boundary wire connectors	2	2	2	2	2	2	2	2
Hex key	1	1	1	1	1	1	1	1



OPTIONS

WA0860 / WA0862 / WA0863  
WA0864 / WA0865 / WA0892



WA0860	
	2 screws
In the box	1 hex key
	1 plug-in module
Suitable for	All LANDROIDS®



WA0865	
	1 plug-in module
In the box	
Suitable for	All LANDROIDS®



WA0863	
	4 x 5m magnetic strips
	24 Pegs
In the box	8 Connectors
	1 plug-in module
Suitable for	WR130E / WR141E / WR142E / WR143E / WR153E / WR155E



WA0892	
	4 x 5m magnetic strips
	24 Pegs
In the box	8 Connectors
	1 plug-in module
Suitable for	WR147E / WR147E.1 / WR148E / WR165E / WR167E



WA0862	
	3 anti-theft screws
In the box	1 plug-in module
	3-year mobile contract
	1 additional year 29.99 €*
Prices for extension	2 years 49.99 €*
	3 years 69.99 €*
Suitable for	All LANDROIDS®



WA0864	
	1 Power adapter
	1 plug-in module
In the box	1 gateway
	1 LAN cable
Suitable for	All LANDROIDS®

ACCESSORIES

WA0950 / WA0952 / WA0953 / WA0466 / WA0810 / WA0194 / WA0798 / WA0190 / WA0184  
WA0178 / WA0177 / WA0179 / WA0185 / WA0198 / WA0460 / WA0870 / WA0462 / WA0197



WA0950
Better grip drive wheels (suitable for WR141E / WR142E / WR143E / WR165E / WR167E)



NEW

WA0952
Anti-skid drive wheels (suitable for WR130E / WR141E / WR142E / WR143E / WR165E / WR167E)



NEW

WA0953
Mud terrain drive wheels (suitable for WR130E / WR141E / WR142E / WR143E / WR165E / WR167E)



NEW

WA0466
Charging kit (suitable for WR141E / WR142E / WR143E / WR165E / WR167E / WR147E / WR147E.1 / WR148E, 1 charging station, 1 charger, 8 nails, 1 hex key)



WA0810
Folding garage



WA0194
Garage



NEW

WA0789
Advanced blades, 3 times longer lifetime than standard blades (6 blades and 6 screws)



WA0190
Replacement blades (12 blades and 12 screws)



WA0184 / WA0178 / WA0177
Boundary wire (50 m / 100 m / 200 m)



WA0179
Pegs (100 pcs)



WA0198
Connectors (5 pcs)



WA0460
Maintenance kit (50 m boundary wire, 70 pegs and 3 connectors)



WA0870
Magnetic strip kit for off-limit areas (8 connectors, four 5-m magnetic strips and 24 pegs)



WA0462
Cleaning kit (1 brush, 1 bottle of cleaner, 3 nail file, 1 pair gloves, 1 duster cloth and 1 screwdriver)



WA0197
Storage bag



# YOUR EASIEST WAY TO TURN "TO-DO" INTO "DONE".

Meet your new favorite garden tools – and say goodbye to noise, stench and inefficient garden work. All garden tools from WORX impress with easy handling, high quality, and durability. Let WORX help transform your garden and discover all the benefits of battery driven garden tools.

## No exhaust

Put an end to stench: Thanks to the rechargeable battery, you work completely without exhaust fumes and protect your health and the environment.

## Less vibration

Old fashioned gasoline engines generate heavy vibrations that strain the joints in the long run. Our modern battery driven garden tools run much more quietly, provide more precision and cause less fatigue.

## Higher efficiency

Gasoline engines primarily generate heat, which wastes energy. Our modern brushless engines convert up to 95 % of the energy into motion.

## Just one battery

PowerShare® is the battery platform that lets you do everything with the same battery. Whether you use the 20 V, 40 V or now also 80 V version.





# IF YOU HAVE NITRO, YOU NO LONGER NEED GASOLINE

**NEW**

NITRO is the new range of extremely robust, top quality garden tools. The products are designed for tough and large-scale work – for everyday use by professional users. NITRO comes in 40 V and an extremely powerful 80 V for the most demanding tasks. In addition to lots of innovative features and outstanding ergonomics, the NITRO range impresses with exceptional performance.

The PowerShare® flexible battery system provides the right power for every job. Whether 40 V or 80 V, you always work with the same batteries and of course you can also use them for our 20 V tools.

## GASOLINE-LIKE POWER WITH 80 V

BASECAMP is a battery holder for 4x 20 V PowerShare® batteries. It levels out the voltage fluctuations between the batteries and has an easy-to-read charge level indicator. The module fits the WG761E and will be available for further products soon.



## POWER WITHOUT COMPROMISE

The new PowerShare® Pro batteries are made for tough everyday work and tasks that require maximum power and minimum compromise.



This is ensured by many small processing details that together enable exceptional performance: With an intelligent battery management system and a special heat protection of the cells, the batteries can be recharged much faster and more gently. They last longer and provide the required energy much more efficiently.

This makes them the ideal companion for the new NITRO range.



Learn more about our NITRO products:

- Page 28    Lawn mowers **WG761E & WG749E**
- Page 33    Trimmer **WG186E.1**
- Page 41    Chainsaw **WG385E**
- Page 51    Leaf Blower **WG585E**





WG761E  
NITRO 80 V Cordless Self-Propelled  
Lawn Mower 51 cm

20 V  
20 V  
20 V  
20 V = 80 V



FEATURES

- Powered by 4x20 V 4.0 Ah batteries, up to 1,000 m<sup>2</sup> from one charge
- Powertank system with battery level indicator can be removed quickly to share with other 80 V tools and for easy charging. Single battery packs can be removed to use in 20 V or 40 V tools.
- High-efficiency brushless motor – for higher power, extended runtime, and longer life.

- Steel cutting deck offers durability and premium mulching capabilities
- Rapid-adjustment 3-position handle height for comfortable working for different people
- Fully collapsible handle for an upright, space-saving storing position


Constant mowing performance in high and dense grass.

INTELLICUT™ technology automatically adjusts motor performance to maximize the cutting power or runtime according to the grass condition.



Mode change using shift lever

QUICK MODE SWITCH between cutting & collecting or mulching the clippings.




One-touch quick release handle

COMFORT HANDLE adjustable to your size at the touch of a button.




Self-propelled with variable speed control

REAR DRIVE with separate motor and stepless speed adjustment. Just mow at your pace.



Quick height adjustment

SINGLE LEVER convenient one-touch adjustment of the 7 cutting heights.



NITRO Self-Propelled Lawn Mowers



SPECIFICATIONS	WG749E	WG761E
Voltage	40 V MAX	80 V MAX
Amp hour	4.0 Ah	4.0 Ah
Mowing up to	500 m <sup>2</sup>	1,000 m <sup>2</sup>
Cutting width	46 cm	51 cm
Cutting height	20 – 80 mm	20 – 80 mm
Grass bag capacity	55 l	70 l
Charging time	2 hr	4 hr
Machine weight	30.0 kg	35.0 kg

FEATURES

Self-propelled	•	•
Brushless motor	•	•
Powertank system	–	•
Auto Intellicut™ technology	•	•
3-in-1: Bag collection / mulching / side discharge	–	•
Steel deck	–	•
One button quick-release folding handle	• (two button)	•
Quick mode switch between bag and mulching/side discharge	–	•
One-touch and single lever 7 positions height adjustment	•	•
Upright storage with fully collapsible handle	•	•
PowerShare®, shareable battery	•	•

ACCESSORIES INCLUDED

Battery Pack	2	4
Charger	Dual port	Powertank
Grass bag	1	1
Mulch plug	1	Built in
Side discharge	–	1

Mower Blade	WA6327 (46 cm Blade)	WA6333 (51 cm Blade)
-------------	-------------------------	-------------------------





### Amazingly quiet

Combine a neat lawn with happy neighbors: All WORX lawn mowers are extra quiet and ensure a perfect lawn with innovative features and easy handling.



### Lawn mowers



SPECIFICATIONS	WG730E	WG779E	WG743E
Voltage	20 V MAX	40 V MAX	40 V MAX
Amp hour	4.0 Ah	2.5 Ah	4.0 Ah
Mowing up to	200 m <sup>2</sup>	280 m <sup>2</sup>	500 m <sup>2</sup>
Cutting width	30 cm	34 cm	40 cm
Cutting height	30 – 70 mm	20 – 70 mm	20 – 80 mm
Grass bag capacity	30 l	30 l	45 l
Charging time	2 hr	2.5 hr	2 hr
Machine weight	10.4 kg	12.8 kg	15.2 kg



FEATURES			
Brushless motor	•	–	–
Cut-to-edge design	•	•	•
Fully collapsible handle	•	•	•
Bag (1) / mulch (2) / side discharge (3)	1	1	1/2
IntelliCut™ technology	–	•	•
PowerShare®, shareable battery	•	•	•

ACCESSORIES INCLUDED			
Battery Pack	1	2	2
Charger	1	Dual port	Dual port
Grass bag	1	1	1
Mulch plug	–	1	1



Mower Blade	WA6322 (30 cm blade)	WA0027 (34 cm blade)	WA0029 (40 cm blade)
-------------	-------------------------	-------------------------	-------------------------





## Round off your lawn care

Precise and easy to use: From simple grass trimmers for small areas to professional grass trimmers – WORX has garden tools for all applications.



## WG186E.1 | WG186E.92

NITRO 40 V cordless grass trimmer 38 cm / brush cutter 25 cm



### FEATURES

- 2x 20 V 4.0 Ah batteries deliver 40 V gasoline-like power and performance
- Brushless motor provides higher power, extended runtime, and longer life
- 25 cm heavy-duty steel blade for heavy brush trimming

- Dual line bump feed with 2.4 mm line tackles thick grass
- On-board battery charge level indicator

### ACCESSORIES INCLUDED



WA0045  
Easy-load trimmer head

### OPTIONAL ACCESSORIES



WA0220  
Pole HT attachment



WA0222  
Pole saw attachment



WA0223  
Edger attachment

### Eco mode

**CONVENIENT MOTOR POWER** adjustment to extend the running time at a lower work load.



### The right attachment for any task

**DRIVESHARE** – whether you want to trim high hedges, cut branches or remove tall grass, weeds and brush – with DRIVESHARE you always have the right tool at hand.





Grass Trimmers



SPECIFICATIONS	WG157E.9	WG157E	WG163E.9	WG163E.2	WG 183E.9	WG 183E	WG184E.9	WG184E	WG186E.92	WG186E.1	WG119E
Voltage	20 V MAX	20 V MAX	20 V MAX	20 V MAX	40 V MAX	40 V MAX	40 V MAX	40 V MAX	40 V MAX	40 V MAX	 220 – 240 V ~ 50 / 60Hz
Amp hour	–	2.0 Ah	–	2.0 Ah	–	2.0 Ah	–	2.0 Ah	–	4.0 Ah	550 W
Cutting diameter	25 cm	25 cm	30 cm	30 cm	33 cm	33 cm	33 cm	33 cm	38 cm - Trimmer   25 cm - Brush cutter	38 cm - Trimmer   25 cm - Brush cutter	30 cm
Line length	1 x 3 m	1 x 3 m	1 x 3 m	1 x 3 m	2 x 5 m	2 x 5 m	1 x 6 m	1 x 6 m	2 x 2 m	2 x 2 m	2 x 5 m
Line diameter	1.65 mm	1.65 mm	1.65 mm	1.65 mm	2 x 1.65 mm	2 x 1.65 mm	2.0 mm	2.0 mm	2 x 2.4 mm	2 x 2.4 mm	1.65 mm
Charging time	–	5 hr	–	1 hr	–	–	–	1 hr	–	2 hr	–
Machine weight	1.5 kg	1.9 kg	2 kg	2.4 kg	2 kg	2.9 kg	3.1 kg	3.9 kg	4.1 kg	5.5 kg	2.4 kg

FEATURES

Brushless motor	–	–	–	–	–	–	–	–	•	•	–
DRIVESHARE	–	–	–	–	–	–	–	–	•	•	–
Eco-button	–	–	–	–	–	–	•	•	•	•	–
Brush cutting	–	–	–	–	–	–	–	–	•	•	–
Adjustable auxiliary handle	–	–	•	•	•	•	•	•	•	•	•
Ultra-lightweight, streamlined design	•	•	•	•	•	•	–	–	–	–	–
2-in-1 - trimming + edging	•	•	•	•	–	–	•	•	–	–	•
In-line wheeled edging	–	–	•	•	–	–	•	•	–	–	–
Command Feed™	–	–	•	•	–	–	•	•	–	–	–
Pivoting head	–	–	•	•	–	–	•	•	–	–	•
Auto feed	•	•	•	•	•	•	•	•	–	–	•
Bump-feed head	–	–	–	–	–	–	–	–	•	•	–
Foldable flower guard	–	–	•	•	–	–	–	–	–	–	•
Telescopic shaft	–	–	•	•	–	–	–	–	–	–	•

ACCESSORIES INCLUDED

Battery pack	–	1	–	1	–	2	–	2	–	2	–
Charger	–	1	–	1	–	Dual port	–	Dual port	–	Dual port	–
Safety guard	1	1	1	1	1	1	1	1	1	1	1
Edger wheel	–	–	1	1	–	–	1	1	–	–	–
Harness / brush cutter	–	–	–	–	–	–	–	–	1	1	–



Spool	1 (WA0004)	1 (WA0004)	1 (WA0004)	1 (WA0004)	1 (WA0007)	1 (WA0007)	1 (WA0014)	1 (WA0014)	Easy-load trimmer head (WA0045)		1 (WA0007)
-------	------------	------------	------------	------------	------------	------------	------------	------------	---------------------------------	--	------------





Keep your hedge  
in shape, as well as  
your back

Our lightweight and ergonomic hedge  
trimmers enable back-friendly work.



WG252E/252E.9\*  
20 V Cordless Pole Hedge Trimmer



SPECIFICATIONS

Voltage	20 V MAX
Amp hour	2.0 Ah
Max. cutting diameter	16 mm
Max. cutting length	45 cm
Max. cutting height	3.2 m
Charging time	1 hr
Machine weight	3.6 kg

FEATURES

- Dual action blades
- Laser cut blade
- Aluminium bar cover
- Rotating rear handle
- Telescopic pole
- Quick interchange with other attachments
- Multi-angle adjustable head
- PowerShare®, shareable battery

ACCESSORIES INCLUDED

Battery pack	1
Charger	1
Blade sheath	1
Shoulder strap	1

OPTIONAL ACCESSORIES



Pole	WA0307 Pole saw head attachment
------	------------------------------------

Always the right working angle

**PIVOTING CUTTING HEAD** Whether you trim overhead on the top of the hedge or sideways along the hedge, you always work at the optimum angle thanks to the pivoting cutting head. Simple 10-step adjustment at the touch of a button.



\* WG252E.9 is just the tool without battery and charger.



Hedge Trimmers



SPECIFICATIONS	WG261E.9*	WG260E.9	WG260E.5	WG284E.9	WG284E
Voltage	20 V MAX	20 V MAX	20 V MAX	40 V MAX	40 V MAX
Amp hour	—	—	2.0 Ah	—	2.0 Ah
Max. cutting diameter	16 mm	20 mm	20 mm	27 mm	27 mm
Max. cutting length	45 cm	61 cm	61 cm	60 cm	60 cm
Charging time	—	—	1 hr	—	1 hr
Machine weight	2 kg	2.3 kg	2.7 kg	3.4 kg	4.3 kg

FEATURES

Dual action blades	•	•	•	•	•
Multi-grip position front handle	•	•	•	•	•
Laser cut blade	—	•	•	•	•
Aluminium bar cover	•	•	•	•	•
Rotating rear handle	—	—	—	•	•

ACCESSORIES INCLUDED

Battery pack	—	—	1	—	1
Charger	—	—	1	—	1
Safety guard	1	1	1	1	1
Blade sheath	1	1	1	1	1



\* Also available with battery and charger: WG261E

Shrub Shear & Grass Shear



SPECIFICATIONS	WG801E.91	WG801E.5
Voltage	20 V MAX	20 V MAX
Amp hour	—	2.0 Ah
Shrub blade length	20 cm, 12 cm	20 cm, 12 cm
Shrub blade gap	8 mm	8 mm
Grass shear blade width	10 cm	10 cm
Charging time	—	1 hr
Machine weight	0.5 kg	0.9 kg

FEATURES

4-in-1: shrub shear, shaping shear, grass shear and weeder	•	•
Blade quick change	•	•
Optional extension handle	•	•
PowerShare®, shareable battery	•	•

ACCESSORIES INCLUDED

Battery pack	—	1
Charger	—	1
Shrub blade	1	1
Grass shear blade	1	1
Weeder blade	—	1



OPTIONAL ACCESSORIES



WA0040 grass shear extension pole suitable for WG801E.91 & WG801E.5





### High power, low noise

Take your sawing to a new level: The new WORX NITRO chainsaw makes your work a pleasure with innovative features and a low noise level.

### WG385E NITRO 40 V Cordless Chainsaw 40 cm



#### SPECIFICATIONS

Voltage	40 V MAX
Amp hour	4.0 Ah
Bar length	40 cm
Chain speed	18 m/s
Chain drive links	56
Chain gauge	0.043"
Chain pitch	3/8"
Charging time	2 hr
Machine weight	5.5 kg

#### ACCESSORIES INCLUDED

Battery pack	2
Charger	Dual Port
Blade protection cover	1

#### FEATURES

- High-speed chain
- Auto chain tensioning
- Auto lubrication
- Quick stop chain brake
- On board battery charge-level indicator
- Brushless motor
- PowerShare®, shareable battery

	
WA4123 40 cm chain	WA4393 40 cm bar

#### Safer and smoother chain running

**AUTO CHAIN TENSIONING SYSTEM** enables tool-free chain replacement and guarantees optimum chain tension. For safe and smooth running.



#### Saw like the professionals

**18 M/S HIGH-SPEED CHAIN** for outstanding cutting performance and sharp, clean cuts.





Chainsaws



SPECIFICATIONS	WG322E.9	WG322E.1	WG381E.9	WG381E	WG384E.9	WG385E.9	WG305E	WG303E
Voltage	20 V MAX	20 V MAX	40 V MAX	40 V MAX	40 V MAX	40 V MAX	220 – 240 V ~ 50 / 60 Hz	220 – 240 V ~ 50 / 60 Hz
Amp hour	–	2.0 Ah	–	2.0 Ah	–	–	1,100 W	2,000 W
Bar length	25 cm	25 cm	30 cm	30 cm	35 cm	40 cm	25 cm	40 cm
Chain speed	3.8 m/s	3.8 m/s	6.3 m/s	6.3 m/s	8 m/s	18 m/s	8.5 m/s	12 m/s
Chain drive links	40	40	45	45	52	56	52	57
Chain gauge	0.043"	0.043"	0.043"	0.043"	0.043"	0.043"	0.05"	0.05"
Chain pitch	3/8"	3/8"	3/8"	3/8"	3/8"	3/8"	3/8"	3/8"
Charging time	–	1 hr	–	1 hr	–	–	–	–
Machine weight	2.4 kg	2.8 kg	3.8 kg	4.5 kg	3.9 kg	4.2 kg	1.5 kg	2.4 kg

FEATURES

High-speed chain	–	–	–	–	–	•	–	–
Auto chain tensioning	•	•	•	•	•	•	–	–
Auto lubrication	•	•	•	•	•	•	–	•
Quick stop chain brake	–	–	•	•	•	•	•	•
On board battery charge-level indicator	–	–	•	•	•	•	–	–
Brushless motor	–	–	–	–	•	•	–	–
Light-duty pruning and limb cutting	•	•	–	–	–	–	–	–

ACCESSORIES INCLUDED

Battery pack	–	1	–	2	–	–	–	–
Charger	–	1	–	Dual port	–	–	–	–
Blade protection cover	1	1	1	1	1	1	1	1
Extension pole	Optional	Optional	–	–	–	–	–	–



Chain	WA0140	WA0140			WA0149	WA4123	WA0157	WA4123
-------	--------	--------	--	--	--------	--------	--------	--------



Bar	WA0146	WA0146			WA0150	WA4393	WA0158	WA4393
-----	--------	--------	--	--	--------	--------	--------	--------



Pole Saw



SPECIFICATIONS	WG349E.9	WG349E
Voltage	20 V MAX	20 V MAX
Amp hour	–	2.0 Ah
Bar length	20 cm	20 cm
Chain speed	5 m/s	5 m/s
Max. cutting height	3.6 m	3.6 m
Charging time	1 hr	1 hr
Machine weight	3.2 kg	3.6 kg

FEATURES

Rotating rear handle	•	•
Auto chain tensioning	•	•
Auto lubrication	•	•
Telescopic pole	•	•
Quick interchange with other attachments	•	•
Multi-angle adjustable head	•	•

ACCESSORIES INCLUDED

Battery pack	–	1
Charger	–	1
Blade sheath	1	1
Shoulder strap	1	1



OPTIONAL ACCESSORIES



WA0308  
Pole HT head attachment

Pruning Saw



SPECIFICATIONS	WG324E.9	WG324E	WG324E.1
Voltage	20 V MAX	20 V MAX	20 V MAX
Amp hour	–	2.0 Ah	2.0 Ah
Bar length	12 cm	12 cm	12 cm
Chain speed	6.7 m/s	6.7 m/s	6.7 m/s
Max. cutting height	2.75 m	2.75 m	2.75 m
Chain drive links	28	28	28
Chain gauge	0.043"	0.043"	0.043"
Chain pitch	0.3"	0.3"	0.3"
Charging time	1 hr	1 hr	1 hr
Machine weight	1.4 kg	1.8 kg	2.8 kg

FEATURES

Versatile saw for pruning, trimming, delimbing and bucking	•	•	•
Ultra-compact design	•	•	•
Easy chain replacement system	•	•	•
Guarded handle design	•	•	•
Extension pole	•	•	•

ACCESSORIES INCLUDED

Battery pack	–	1	1
Charger	–	1	1
Blade protection cover	1	1	1
Lubrication oil	1	1	1
Extension pole	–	–	1

Double protection

**SAFETY CUTTING** Upper safety guard and hand guard protect your hands when cutting



Ergonomic design

**SLIM AND LIGHTWEIGHT**  
Designed for easy one-handed operation





WG329E.9  
20 V Cordless JawSaw 15 cm

JAWSAW®



POWER  
SHAR®

SPECIFICATIONS

Voltage	20 V MAX
Amp hour	—
Bar length	15 cm
Chain speed	2.5 m/s
Chain drive links	42
Chain gauge	0.05"
Chain pitch	1/4"
Charging time	—
Machine weight	3.6 kg

FEATURES

- Safety jaw guard
- Cutting safely on the ground
- Auto chain tensioning
- Auto lubrication
- Main grip handle
- Auxiliary grip position
- PowerShare®, shareable battery

ACCESSORIES INCLUDED

Battery pack	—
Charger	—
Shoulder strap	1
Lubrication oil	1

Chainsaw Accessories

		
WA0149 35 cm Chain	WA0140 25 cm Chain	WA0161 15 cm Chain
Designed for WG384E	Designed for WG322E	Designed for WG329E & WG307E
		
WA0150 35 cm Bar	WA0146 25 cm Bar	WA0162 15 cm Bar
Designed for WG384E	Designed for WG322E	Designed for WG329E & WG307E

Optional Chainsaw Accessories

	
WA4301 125 cm Extension pole	WA0166 196 cm Extension pole
Designed for WG324E	Designed for WG322E

WG894E.5  
20 V Cordless Handy Saw

QUIKSAW™



POWER  
SHAR®

SPECIFICATIONS

Voltage	20 V MAX
Amp hour	2.0 Ah
Max. cutting capacity in wood	60 mm
Max. cutting capacity in steel	10 mm
Stroke length	16 mm
No-load speed	2,200 / min
Charging time	1 hr
Machine weight	1.3 kg

ACCESSORIES INCLUDED

Battery pack	1
Charger	1
Pruning blade	1
Bi-metal blade	1

FEATURES

- Tool-free blade change
- One hand operation
- Rubber overmould grip
- PowerShare®, shareable battery

OPTIONAL ACCESSORIES



Cutting blade	WA8010.3 (3 x 15 cm wood cutting blades)
---------------	---





# THE MOST COMPACT LEAF BLOWER

The new WORX LeafJet is more than just another leaf blower. Thanks to its unique sonic turbine technology, it can build up much more power than conventional leaf blowers. It benefits from the fact that the brushless turbine motor is mounted further down – where the dirt is – and can therefore transfer the energy much more directly.

## High-volume mode

When you need to quickly clear large areas of leaves, the sonic turbine provides a high air volume and area performance at the touch of a button.

## High-speed mode

You want to get rid of heavy dirt with pinpoint accuracy? Switch the sonic turbine to speed mode and remove wet leaves at an air speed of up to 266 km/h.

## Lightweight

As compact and handy as a small handheld, as powerful as a backpack blower. The LeafJet provides a unique product experience.

## The power you need

Depending on the situation, work longer with reduced power or use more power when you need it – with multi-speed, it's up to you.



**LEAFJET**







## Performance is not a question of size

LeafJet is super-compact and lightweight, yet just as powerful as a big blower.



## WG585E NITRO 40 V Cordless LeafJet Blower

NEW

LEAFJET



VOLUME ↔ SPEED  
VARIABLE AIR CONTROL

BRUSHLESS  
MOTOR™

POWER  
SHAR®

NITRO

### SPECIFICATIONS

Voltage	40 V MAX
Amp hour	4.0 Ah
Max. air speed	266 km/h
Air volume	1,053 m³/h
Charging time	2 hr
Machine weight	2.9 kg

### FEATURES

- Variable air control technology
- Turbine™ fan technology
- Multi-speed
- Brushless motor
- PowerShare®, shareable battery

### ACCESSORIES INCLUDED

Battery pack	2
Charger	Dual Port

### Unmatched performance

**SONIC TURBINE TECHNOLOGY** Outside air is sucked in, providing a high volume of air and enhanced blowing performance.



### Full control of your work

#### VARIABLE AIR CONTROL

High air-speed mode – easily clear wet and sticky leaves from your lawn. High air-volume mode – clean dry dirt and leaves from patios and driveways.





Blowers



SPECIFICATIONS	WG547E.9	WG547E	WG543E.9	WG543E	WG584E.9	WG584E	WG585E.9	WG585E
Voltage	20 V MAX	20 V MAX	20 V MAX	20 V MAX	40 V MAX	40 V MAX	40 V MAX	40 V MAX
Amp hour	—	2.0 Ah	—	4.0 Ah	—	2.0 Ah	—	4.0 Ah
Max. air speed	120 km/h	120 km/h	209 km/h	209 km/h	145 km/h	145 km/h	266 km/h	266 km/h
Air volume	600 m³/h	600 m³/h	696 m³/h	696 m³/h	720 m³/h	720 m³/h	1,053 m³/h	1,053 m³/h
Charging time	—	1 hr	—	2 hr	—	1 hr	—	2 hr
Machine weight	1.6 kg	2.0 kg	1.1 kg	1.7 kg	2.5 kg	3.3 kg	2.5 kg	2.9 kg

FEATURES

Variable air control technology	—	—	•	•	—	—	•	•
Multi-speed	—	—	•	•	•	•	•	•
Brushless motor	—	—	•	•	•	•	•	•
Turbine™ fan technology	•	•	•	•	•	•	•	•

ACCESSORIES INCLUDED

Battery pack	—	1	—	1	—	2	—	2
Charger	—	1	—	1	—	Dual port	—	Dual port





Blower / Vac



SPECIFICATIONS	WG583E.9	WG583E	WG505E
Voltage	40 V MAX	40 V MAX	220 – 240 V ~ 50 / 60Hz
Amp hour	–	4.0 Ah	3,000 W
Max. air speed	335 km/h	335 km/h	128 – 335 km/h
Air volume	575 m³/h	575 m³/h	600 m³ / h
Collection bag capacity	35 l	35 l	45 l
Charging time	–	2 hr	–
Machine weight	2.9 kg	4.2 kg	4.1 kg

FEATURES

Multi-speed	2	2	–
Brushless motor	•	•	–
Blower (1) / vac (2)	1/2	1/2	1/2
Mulching ratio	12:1	12:1	16:1
Variable speed	–	–	•
Easy no-tool vac conversion	–	–	•
One hand operation	•	•	•
Metal impeller	–	–	•

ACCESSORIES INCLUDED

Battery pack	–	2	–
Charger	–	Dual port	–
Leaf collection bag	1	1	1



Snow Throwers



SPECIFICATIONS	WG471E	WG450E
Voltage	40 V MAX	220 – 240 V ~ 50Hz
Amp hour	4.0 Ah	1,600 W
Clearance width	51 cm	46 cm
Intake depth	25 cm	25 cm
Throw distance	6 m	7.5 m
Charging time	2 hr	–
Machine weight	19.0 kg	12.0 kg

FEATURES

180 degree chute rotation	•	•
Adjustable chute deflector	•	•
Dual rear wheels	•	•
Foldable handle	•	•
Brushless motor	•	–
Dual LED lights	•	–

ACCESSORIES INCLUDED

Battery pack	1	–
Charger	1	–





WG829E  
20 V Cordless Garden Sprayer 5 Liter

NEW



POWER  
SHAR®

SPECIFICATIONS

Voltage	20 V MAX
Amp hour	2.0 Ah
Max. pressure	0.18 bar
Flow rate	25 l/h
Charging time	1 hr
Machine Weight	1.7 kg

FEATURES

- Air compressor pump
- Adjustable spray nozzle
- Lock-on trigger
- PowerShare®, shareable battery

ACCESSORIES INCLUDED

Battery pack	1
Charger	1
Long lance	1
Adjustable spray nozzle	1
Shoulder strap	1

Pump protect

NO MORE PUMPING! NO MORE CHEMICAL MIXING!

The air compressor pump protects the machine from harmful chemicals, no return flow into the pump and therefore easy to clean.



WG441E  
20 V Cordless Patio Brush

NEW



POWER  
SHAR®

SPECIFICATIONS

Voltage	20 V MAX
Amp hour	4.0 Ah
Brush rotation speed	I 500 / min H 700 / min
Brush width	165 mm
Pressure	6 bar
Flow rate	53.5 l/h
Charging time	2 hr
Machine weight	3.7 kg

ACCESSORIES INCLUDED



WA0291  
Hard nylon bristles



WA0293  
Metal / hard nylon joint  
cleaning brush

FEATURES

- Tool-free blade change
- One hand operation
- Rubber overmould grip
- PowerShare®, shareable battery

ACCESSORIES INCLUDED

Battery pack	1
Charger	1

OPTIONAL ACCESSORIES



WA0290  
Soft nylon bristles



WA0292 (optional)  
Hard nylon joint cleaning brush

Smart design

FORWARD ROTATING DESIGN

The WORX 20 V power brush with forward rotating design cleans much cleaner, quicker, and with no backsplash.





WG050

Wheelbarrow






AEROCART™



SPECIFICATIONS	
Wheelbarrow load capacity	136 kg
Wheelbarrow volume capacity	100 l
Dolly load capacity	136 kg
Cart weight	19 kg

FEATURES	
• Highly versatile lifting and moving tool instantly converts from wheelbarrow to dolly and more	
• Patented design adjusts center of gravity for a balanced and easy-to-manage load	
• No-flat tires never need inflating	
• Also works as an extended dolly, flower pot mover, rock mover, trailer mover, bag holder and cylinder holder	

ACCESSORIES INCLUDED	
Cylinder holder	1
Bag holder	1
Plant mover strap	1
Mesh rock mover	1

				
WA0228 Wagon kit	WA0230 Snowplow attachment	WA0232 Firewood carrier	WA0234 Tub organizer	WA0235 Universal tool holders







# HYDROSHOT™

**20V → 20V**

IT DRAWS WATER  
FROM ANY SOURCE

## THE CLEANER YOU CAN TAKE WITH YOU ANYWHERE

Unlike conventional pressure washers that require a bulky body unit, a mains connection and a garden hose attached to a tap, the HydroShot™ runs on batteries and draws water from any source

### Bodyless

No bulky, heavy machines to move around: the pump is in the lance.

### Cordless

Forget tangled power cords, the HydroShot™ runs on batteries anywhere.

### Reel-less

Say no to those long hoses that are never long enough.

### Tapless

Draw water from any source: bucket, tank, bottle, pond...





## Rethink what you can clean

The HydroShot™ redefines the way you spray water to remove dirt, dust and grime anytime, anywhere.



## WG620E 20 V Cordless Portable Pressure Washer

**HYDROSHOT™**



**POWER  
SHARE®**

### SPECIFICATIONS

Voltage	20 V MAX
Amp hour	2.0 Ah
Max. pressure	24 bar
Flow rate	120 l / h
Charging time	1 hr
Machine weight	1.7 kg

### FEATURES

- Power cleaning and watering
- 5-in-1 pressure nozzle
- Draw water from any resource
- PowerShare®, shareable battery

### ACCESSORIES INCLUDED

Battery pack	1
Charger	1
Long lance	1
6 m water hose	1
Multi-spray nozzle	1

### Power to clean, but not to damage

**5-IN-1** Different spray patterns offer versatility of use: Choose from four spray angles (0°, 15°, 25°, 40°) or shower to tackle your cleaning project.



### Truly portable power cleaning

**IT GOES EVERYWHERE** Take it to the lake and just drop the hose in the water. The bottle connector included lets you take your water with you. Ultimate portability!





20 V Cordless Portable Pressure Washers



SPECIFICATIONS	WG620E.9	WG620E.2	WG630E.9	WG630E
Voltage	20 V MAX	20 V MAX	20 V MAX	20 V MAX
Amp hour	—	2.0 Ah	—	4.0 Ah
Max. pressure	24 bar	24 bar	15/24 bar	15/24 bar
Flow rate	120 l / h	120 l / h	160 / 210 l / h	160 / 210 l / h
Charging time	—	1 hr	—	2 hr
Machine weight	1.3 kg	1.7 kg	1.8 kg	2.5 kg

FEATURES

Brushless motor	—	—	•	•
Power cleaning and watering	•	•	•	•
High / Low pressure setting	—	—	•	•
5-in-1 pressure nozzle	•	•	•	•
Draw water from any resource	•	•	•	•

ACCESSORIES INCLUDED

Battery pack	—	1	—	1
Charger	—	1	—	1
Long lance	1	1	1	1
6m Water hose	1	1	1	1
Multi-spray nozzle	1	1	1	1
Soap bottle (WA4036)	—	1	—	—
Bottle cap adapter (WA4038)	—	1	1	1
Brush (WA4048)	—	1	—	—
Quick-connect adapter (WA4017)	—	—	1	1
Foldable bucket (WA4015)	—	1	—	—



Optional Genuine Accessories



WA1820	WA1821	WA4042
Auto / boat power scrubber	Hard surface power scrubber	Rotary cleaning brush
WA4036	WA4048	WA4039
Soap bottle	Multi-purpose cleaning brush	Pivoting quick-connect adapter
WA1843	WA4013	WA4037
Spray nozzle	Short lance	Turbo nozzle
WA4050	WA4015	WA4038
Squeegee	Foldable water bucket / 11 l	Soda bottle adapter
WA1900	WA1901	WA1902
Universal cleaner	Car shampoo	Stone facade cleaner



# LET'S GET THE JOB DONE!

Whatever you're up to, with the right tools at your side, you'll simply get more out of it and reach your goal faster.

Our power tools help you with powerful batteries and brushless motors as well as numerous smart functions that are only available from WORX.

## PowerShare®

Drill, grind, saw, just do everything with the same battery. Recharge it with one charger and save money and space in your workshop.

## Patented features

Our tools are packed with unique functions that make work much easier, more convenient and precise.

## Professional quality

WORX power tools incorporate high-quality metal and hard plastic components that pass the most stringent quality controls.

## Ergonomic design

Compact design, soft component handles and optimized power transmission. Work for hours without fatigue with tools from WORX.








## All you need is a Slammerdrill

The WORX Slammerdrill drills into wood, metal, plastic, masonry and even concrete!



## FAST INTO REINFORCED CONCRETE, AS POWERFUL AS A ROTARY HAMMER, AS COMPACT AS A DRILL-DRIVER.

The Slammerdrill has everything you need and more for any job around the house. This cordless 20 V impact drill features new Active Hammer Technology that generates enough power to drill through the hardest surfaces, even reinforced concrete\*. And with 18+1+1 torque settings that output a maximum torque of 60 Nm, you'll find the perfect setting for any job. The hammer has no-load speed of 0–600/0–2,000 rpm and an impact rate of 0–1,800/0–6,000 bpm, depending on whether the drill is in low or high gear. And the highly efficient brushless motor converts energy into power 50 % more effectively than a brushed motor. For everything you'll ever need in an everyday drill, grab the Slammer!



### Active Hammer Technology

#### TRANSMITS MASSIVE FORCE TO THE DRILL

The energy is stored in the cam and spring and released in a flash. This amplifies the impact force and increases efficiency.



### Fastening, drilling & hammer drilling

#### ONE SOLUTION FOR ALL APPLICATIONS

The variable 2-speed gear design with 18 torque settings covers a wide range of drilling, fastening and hammer drilling applications.

\*Reinforced concrete up to hardness C30 /37, which is used for the construction of almost all residential buildings.



20 V Cordless Brushless Impact Drill



SPECIFICATIONS

Voltage	20 V MAX	20 V MAX	20 V MAX
Amp hour	2.0 Ah	2.0 Ah	2.0 Ah / 4.0 Ah
No-load speed	0 – 500 / 0 – 1,600 rpm	0 – 600 / 0 – 2,000 rpm	0 – 600 / 0 – 2,000 rpm
Impact rate	0 – 1,500 / 0 – 4,800 bpm	0 – 1,800 / 0 – 6,000 bpm	0 – 1,800 / 0 – 6,000 bpm
Max. torque	50 Nm	60 Nm	60 Nm
Torque settings	18 + 1 + 1	18 + 1 + 1	18 + 1 + 1
Max. drilling capacity (wood / steel / brickwork / masonry / reinforced concrete C30)	30 / 13 / 16 / 13 / 10 mm	40 / 13 / 16 / 13 / 10 mm	40 / 13 / 16 / 13 / 10 mm
Chuck size	13 mm	13 mm	13 mm
Charging time	1 hr	1 hr	1 hr / 2 hr
Machine weight	1.7 kg	1.8 kg	1.8 kg (2.0 Ah battery)

FEATURES

Active Hammer Technology	•	•	•
Brushless motor	•	•	•
Variable 2-speed design	•	•	•
Forward and reverse bit rotation	•	•	•
LED light for dark area	•	•	•
Soft grip handle	•	•	•
PowerShare®, shareable battery	•	•	•

ACCESSORIES INCLUDED

Battery pack	2	2	2 (2.0 Ah / 4.0 Ah)
Charger	1	1	1
Double ended bit	1	1	1
Bit clip and hook	1	1	1
Injection box	1	1	1



20 V Cordless Brushless Impact Drill



SPECIFICATIONS

Voltage	20 V MAX	20 V MAX	20 V MAX
Amp hour	2.0 Ah	4.0 Ah	2.0 Ah
No-load speed	0 – 450 / 0 – 2,000 rpm	0 – 450 / 0 – 2,000 rpm	0 – 600 / 0 – 2,000 rpm
Impact rate	0 – 32,000 bpm	0 – 32,000 bpm	0 – 9,600 / 0 – 32,000 bpm
Max. torque	60 Nm	60 Nm	60 Nm
Torque settings	22 + 1 + 1	22 + 1 + 1	22 + 1 + 1
Max. drilling capacity (wood / steel / brickwork / masonry)	40 / 13 / 12 / 12 mm	40 / 13 / 12 / 12 mm	40 / 13 / 16 / 13 mm
Chuck size	13 mm	13 mm	13 mm
Charging time	1 hr	2 hr	1 hr
Machine weight	1.5 kg	1.7 kg	1.6 kg

FEATURES

Brushless motor	•	•	•
Variable 2-speed design	•	•	•
Compact and lightweight	•	•	•
Forward and reverse bit rotation	•	•	•
LED light for dark area	•	•	•
Soft grip handle	•	•	•
PowerShare®, shareable battery	•	•	•

ACCESSORIES INCLUDED

Battery pack	2	2	2
Charger	1	1	1
Double ended bit	1	1	1
Bit clip and hook	1	1	1
Injection box	1	1	1





Impact Drill



SPECIFICATIONS	WX317 / WX317.2	WX318
Rated power	600 W	810 W
No-load speed	0 – 3,000 rpm	0 – 3,000 rpm
Impact rate	0 – 48,000 bpm	0 – 48,000 bpm
Chuck size	13 mm	13 mm
Max. drilling capacity (wood / masonry / steel)	25 / 13 / 13 mm	32 / 16 / 13 mm
Machine weight	1.6 kg	2.5 kg

FEATURES

13 mm keyless chuck	•	•
Metal gear housing	–	•
Variable speed control	•	•
Adjustable side handle	•	•
Forward and reverse bit rotation	•	•
Lock-on switch	•	•

ACCESSORIES INCLUDED

HSS drill bit	1	1
Masonry drill bit	1	1
Auxiliary handle	1	1
Depth gauge	1	1
Injection box	1	1



20 V Cordless Drill Drivers



SPECIFICATIONS	WX101.1 / WX101.9*	WX102 / 102.9*	WX175 / WX175.9*
Voltage	20 V MAX	20 V MAX	20 V MAX
Amp hour	2.0 Ah	2.0 Ah	2.0 Ah
No-load speed	0 – 400 / 0 – 1,450 rpm	0 – 450 / 0 – 2,000 rpm	0 – 600 / 0 – 2,000 rpm
Max. torque	30 Nm	60 Nm	60 Nm
Torque settings	15 + 1	18 + 1	18 + 1
Max. drilling capacity (wood / steel)	30 / 10 mm	40 / 13 mm	40 / 13 mm
Chuck size	10 mm	13 mm	13 mm
Charging time	5 hr	1 hr	1 hr
Machine weight	1.3 kg	1.5 kg	1.6 kg

FEATURES

Brushless motor	–	•	•
Compact and lightweight	•	•	•
Forward and reverse bit rotation	•	•	•
LED light for dark area	•	•	•
Soft grip handle	•	•	•
PowerShare®, shareable battery	•	•	•

ACCESSORIES INCLUDED

Battery pack	2	2	2
Charger	1	1	1
Double ended bit	1	1	1
Bit clip and hook	–	1	1
Injection box	1	1	1



\* Is just the tool without battery and charger.



WX178.9\*  
20 V Cordless Ai Drill™



SPECIFICATIONS

Voltage	20 V MAX
No-load speed	0 – 800 rpm
Max. torque	20 Nm
Torque settings	SafeDrive™
Max. drilling capacity (wood / steel)	25 / 10 mm
Chuck size	10 mm
Machine weight	1.3 kg

ACCESSORIES INCLUDED

Double ended bit	1
Bit clip and hook	1

FEATURES

- BitLock™ – Locks / unlocks bits automatically with 30 % more clamping force than manual operation
- SafeDrive™ – Stops screws automatically without stripped heads at the right time
- PulseAssist™ – Prevents bit from slipping when drilling hard surfaces, driving or removing soft or worn screws
- Compact and lightweight
- Forward and reverse bit rotation
- LED light for dark areas
- Soft grip handle
- PowerShare®, shareable battery

WX176.9\*  
20 V Cordless Switchdriver™



SPECIFICATIONS

Voltage	20 V MAX
No-load speed	0 – 400 / 0 – 1,500 rpm
Max. torque	30 Nm
Torque settings	11 + 1
Max. drilling capacity (wood / steel)	30 / 10 mm
Chuck size	1/4" hex
Machine weight	1.2 kg

FEATURES

- Rotating dual chucks
- Compact and lightweight
- Forward and reverse bit rotation
- LED light for dark areas
- Soft grip handle
- PowerShare®, shareable battery

ACCESSORIES INCLUDED

Drill bit set	1
---------------	---

WX128 / WX128.3\*\*  
12 V Cordless Drill Driver



SPECIFICATIONS

Voltage	12 V MAX
Amp hour	2.0 Ah
No-load speed	0 – 360 / 0 – 1,350 / min
Torque settings	15 + 1
Max. torque	25 Nm
Chuck size	10 mm
Max. drilling capacity	Wood: 20 mm Steel: 10 mm
Charging time	80 min
Machine weight	1.0 kg

FEATURES

- 2-speed gear box
- 10 mm keyless
- 15 + 1 torque settings
- Compact and lightweight design
- Forward and reverse bit rotation
- Soft grip handle
- LED light for dark area

ACCESSORIES INCLUDED

Battery	1
Charger	1
50 mm double-ended bit	1
BMC	1



\* Is just the tool without battery and charger.

\* Is just the tool without battery and charger.

\*\* Delivered with a quick charger



4 V Cordless Electronic Screwdrivers

4VMAX  
LITHIUM



SPECIFICATIONS	WX252	WX255	WX240
Voltage	4 V MAX	4 V MAX	4 V MAX
Amp hour	1.5 Ah	1.5 Ah	1.5 Ah
No-load speed	230 rpm	230 rpm	300 rpm
Max. torque	3 Nm	3 Nm	2.5 Nm
Chuck size	6.35 mm HEX	6.35 mm HEX	6.35 mm HEX
Charging time	5 hr	3 – 5 hr	1.5 hr
Machine weight	0.5 kg	0.5 kg	0.3 kg

FEATURES

Retractable screw holder	–	•	–
Fully charged	–	•	–
Automatic bit change	–	•	–
Detachable cartridge	–	•	–
Extendable shaft	•	–	–
Off-center driving axis design	•	•	–
Compact and lightweight design	•	•	–
Forward and reverse bit rotation	•	•	•
Soft grip handle	•	•	–
LED light for dark area	•	•	•
USB type-C charging	–	–	•
Torque adjustment & battery charge indicator button	–	–	•

ACCESSORIES INCLUDED

Charger	1	1	–
Screwdriver bits	1	1	1
Cartridge	–	1	–
Screw holder	–	1	–
Pilot hole drill bit	–	1	–
Clamshell	–	1	–
USB type-C charging cable	–	–	1
60 mm magnetic post	–	–	1
50 mm impact bit PH2	–	–	1



When things  
get tight

The 4 V screwdrivers are practical  
helpers for confined spaces and for  
furniture assembly.







## The power at your side

WORX rotary hammer with ultimate power for drilling, hammer drilling and chiselling.



## Rotary Hammers



SPECIFICATIONS	WX380 / WX380.9*	WX333	WX339
Voltage	20 V MAX	 1,250 W	 600 W
Amp hour	4.0 Ah	–	–
No-load speed	0 – 1,210 rpm	0 – 750 rpm	0 – 1,050 rpm
Impact rate	0 – 5,400 bpm	0 – 3,700 bpm	0 – 5,300 bpm
Impact energy	2.2 J	5.0 J	2.0 J
Max. drilling capacity (wood / steel / concrete / brickwork)	27 / 13 / 24 / 24 mm	40 / 32 / 13 / – mm	30 / 26 / 13 / – mm
Charging time	2 hr	–	–
Machine weight	2.6 kg	6.1 kg	3.3 kg

## FEATURES

Three functions: hammer drilling, drilling, chiselling with chisel angle adjustment	•	•	•
SDS-plus chuck	•	•	•
Variable speed control	–	•	•
Soft grip handle	•	•	•
Forward and reverse rotation	•	•	•
Magnesium gear housing	–	•	–
Anti-vibration main handle	•	•	–
Brushless motor	•	–	–
LED light for dark area	•	–	–
PowerShare®, shareable battery	•	–	–

## ACCESSORIES INCLUDED

Auxiliary handle	–	2	1
Depth gauge	–	1	1
SDS drill bits	1	1	1
SDS flat chisel	–	1	1
Dust cover	–	1	–
Spanner	–	1	–
Plastic container grease	–	1	–
Keyed chuck with key and adapter	–	1	–
Injection box	1	–	1
BMC	–	1	–
Battery pack	2	–	–
Charger	1	–	–
Auxiliary handle and depth gauge	1	–	–

\* Is just the tool without battery and charger.



WX394  
20 V Cordless Rotary Hammer

H3



SPECIFICATIONS

Voltage	20 V MAX
Amp hour	2.0 Ah
No-load speed	0 – 1,100 rpm
Impact rate	0 – 5,300 bpm
Impact energy	1.5 J
Max. drilling capacity (wood / steel / concrete / brickwork)	20 / 13 / 18 / 18 mm
Charging time	1 hr
Machine weight	1.6 kg

ACCESSORIES INCLUDED

Battery pack	2
Charger	1

FEATURES

- 3 tools in 1: drill, driver & pneumatic hammer
- SDS-plus quick change system
- Powerful pneumatic hammering system
- Compact and lightweight
- Forward and reverse bit rotation
- LED light for dark area
- Soft grip handle
- PowerShare®, shareable battery

SDS drill bits	1
Injection box	1



20 V Cordless Rotary Hammers

H3



SPECIFICATIONS

	WX390.3	WX390.1 / WX390.9*	WX394.91
Voltage	20 V MAX	20 V MAX	20 V MAX
Amp hour	2.0 / 4.0 Ah	2.0 Ah	–
No-load speed	0 – 900 rpm	0 – 900 rpm	0 – 1,100 rpm
Impact rate	0 – 5,000 bpm	0 – 5,000 bpm	0 – 5,300 bpm
Impact energy	1.2 J	1.2 J	1.5 J
Max. drilling capacity (wood / steel / brickwork / masonry / reinforced concrete)	13 / 10 / 13 / 13 mm	13 / 10 / 13 / 13 mm	20 / 13 / 18 / 18 mm
Charging time	1 hr	1 hr	1 hr
Machine weight	1.6 kg	1.6 kg	1.4 kg

FEATURES

3 tools in 1: drill, drill driver & pneumatic hammer	•	•	•
SDS-plus quick change system	•	•	•
Powerful pneumatic hammering system	–	–	•
Compact and lightweight	•	•	•
Forward and reverse bit rotation	•	•	•
LED light for dark area	•	•	•
Soft grip handle	•	•	•
PowerShare®, shareable battery	•	•	•

ACCESSORIES INCLUDED

Battery pack	2 (2.0 Ah + 4.0 Ah)	1	–
Charger	1	1	–
HSS drill bit and screwdriver bits	1	1	1
SDS drill bits	1	1	1
Keyless chuck adapter	1	1	1
Injection box	1	1	–

\* Is just the tool without battery and charger.





20 V Cordless Impact Driver / Wrench



SPECIFICATIONS

	WX291 / WX291.9*	WX279 / WX279.9*	WX261 / WX261.9*
Voltage	20 V MAX	20 V MAX	20 V MAX
Amp hour	2.0 Ah	2.0 Ah	2.0 Ah
No-load speed	0 – 2,600 rpm	0 – 1,300 / 0 – 2,100 / 0 – 2,900 rpm	0 – 900 / 0 – 2,400 / 0 – 3,000 rpm
Impact rate	0 – 3,300 bpm	0 – 1,600/ 0 – 2,900 / 0 – 3,300 bpm	0 – 1,200/ 0 – 3,300 / 0 – 4,000 bpm
Max. torque	170 Nm	300 Nm	260 Nm
Chuck size	6.35 mm HEX	1/2"	6.35 mm HEX
Charging time	1 hr	1 hr	1 hr
Machine weight	1.5 kg	1.1 kg	1.1 kg

FEATURES

Brushless motor	–	•	•
Variable 3-speed control	–	•	•
Variable speed control	•	•	•
Compact and lightweight	•	•	•
LED light for dark area	•	•	•
Soft grip handle	•	•	•
PowerShare®, shareable battery	•	•	•

ACCESSORIES INCLUDED

Battery pack	1	2	2
Charger	1	1	1
Screwdriver bit	1	–	1
Hook	1	1	1
Bit clip	1	–	1
Injection box	1	1	1

\* Is just the tool without battery and charger.





### True all-rounders

Whether plunge cutting, removing adhesive residue from old carpets or even sanding. Everything is possible with our Sonicrafters.



## 20 V Cordless Oscillating Tools

**SoniCrafter®**

**POWER  
SHAR®**



SPECIFICATIONS	WX696 / WX696.9*	WX693 / WX693.9*
Voltage	20 V MAX	20 V MAX
Amp hour	2.0 Ah	2.0 Ah
No-load speed	5,000 – 18,000 / min	8,000 – 18,000 / min
Oscillation angle	3.6°	4°
Charging time	1 hr	1 hr
Machine weight	1.3 kg	1.4 kg

### FEATURES

Brushless motor	–	•
Cuts 3 x faster	–	•
Universal Interface®	•	•
Hyperlock® with 1 ton clamping force	–	•
On-board blade wrench	•	–
Microsonic® high frequency oscillation technology	•	•
Ultra-versatile	•	•
Variable speed control	•	•
Soft grip handle	•	•
PowerShare®, shareable battery	•	•

### ACCESSORIES INCLUDED

Battery pack	1	1
Charger	1	1
35 pc accessories set	1	–
39 pc accessories set	–	1
Injection box with color sleeve	1	1

### Tool-free blade clamping

**HYPERLOCK®** with massive clamping force, the system provides hold and tool-free attachment changing.



### Universal blade holder

#### UNIVERSAL INTERFACE®

Universal mount for smooth use of accessories from other manufacturers.



\* Is just the tool without battery and charger.



Corded Oscillating Tools

SoniCrafter®



SPECIFICATIONS	WX686	WX680	WX681
Rated power	230 W	350 W	450 W
No-load speed	11,000 – 20,000 / min	11,000 – 20,000 / min	11,000 – 20,000 / min
Oscillation angle	3.2°	4°	5°
Machine weight	1.5 kg	1.3 kg	1.5 kg

FEATURES

Cuts 5 x faster	—	—	•
Cuts 3 x faster	—	•	—
Universal Interface®	•	•	•
Hyperlock® with 1 ton clamping force	—	•	•
On-board Allen key	•	—	—
Ultra-versatile	•	•	•
Variable speed control	•	•	•
Microsonic® high frequency oscillation technology	•	•	•
Aluminum gearbox	•	•	•
Soft grip handle	•	•	•

ACCESSORIES INCLUDED

39 pc accessories set	—	—	1
29 pc accessories set	—	1	—
19 pc accessories set	1	—	—
Plastic injection box with color sleeve	1	1	1



Optional accessories for sawing and cutting

SoniCrafter®

WA5008 80 mm circular saw blade	WA5010 80 mm circular segment saw blade	WA5012 35 mm standard endcut blade	WA4987 28 mm standard endcut blade
WA4985 10 mm standard endcut blade	WA5014 35 mm precision Bimetal endcut blade	WA4988 28 mm ELife Bimetal endcut blade	WA4986 10 mm ELife Bimetal endcut blade
WA5016 35 mm precision Bimetal endcut blade	WA4989 10 mm precision endcut blade	WA4948 35 mm ELife precision endcut blade	WA4954 100 mm ELife semicircle saw blade
WA4958 35 mm ELife precision plunge & saw blade	WA4960 35 mm ELife precision endcut blade	WA4961 45 mm ELife standard endcut blade	WA4962 45 mm ELife precision endcut blade



Optional accessories sanding and polishing

**SoniCrafter®**



WA2171  
Sanding pad



WA2115  
20 pc Sandpaper kit  
40# 80# 120# 180# 220#



WA5172  
Felt polishing pad



WA2173  
Sanding fingerpad



WA2175  
Sanding fingerpad



WA2121  
20 pc sandpaper finger kit  
80#



WA2125  
20 pc sandpaper finger kit  
40# 80# 120# 180# 220#

Optional accessories scraping



WA4964  
Rigid scraper blade



WA4957  
Slicer / scraper



WA4965  
Flexible scraper blade



Optional accessories rasping & grout removing

**SoniCrafter®**



WA4966  
Triangular carbide rasp



WA4967  
Finger carbide rasp



WA4977  
64 mm carbide grit  
segment saw blade



WA4956  
80 mm ELife semicircle grout  
removal & rasp



WA4980  
Diamond-coated  
segment saw blade

Optional accessories kits



WA5700  
27 pc accessories set



WA5092  
4-piece floor / installation set



WA5095  
20 pc accessories set



WA5098  
3-piece paint removal set



WA5099  
18 pc accessories set





## For precision working

WORX jigsaws are robust, powerful and precise and impress with their excellent handling.

## WX550 / WX550.9\* 20 V Cordless Multi-Purpose Saw



### SPECIFICATIONS

Voltage	20 V MAX
Amp hour	2.0 Ah
No-load speed	0 – 3,000 spm
Stroke length	20 mm
Max. cutting depth (jigsaw mode)	wood: 50 mm
	steel: 4 mm
	PVC: 50 mm
Max. cutting depth (reciprocating saw mode)	wood: 100 mm
	steel: 76 mm
	PVC: 127 mm
Charging time	1 hr
Machine weight	1.9 kg



### FEATURES

- Two saws in one
- Tool-free blade change system
- Pendulum function
- Variable speed control
- PowerShare®, shareable battery

### ACCESSORIES INCLUDED

Battery Pack	1
Charger	1
Jigsaw and reciprocating saw blades kit	1
Injection Box	1

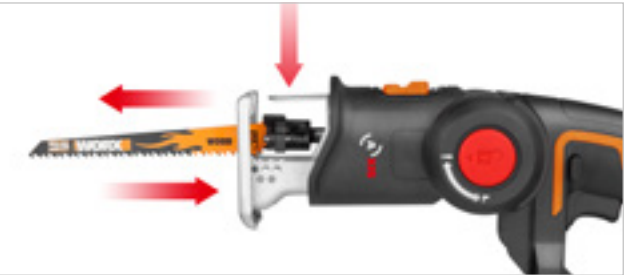
### Endless cutting possibilities

**AXIS** easily converts from a reciprocating saw to a jigsaw in seconds and cuts a variety of materials like wood, PVC, metal, ceramic tiles, plastic, and even tree limbs.



### Change blades in seconds

**TOOL-FREE BLADE EXCHANGE** Simply push the button and hold down the lever to take out the blade easily. Designed for any brand of jigsaw or reciprocating saw blade.






\* Is just the tool without battery and charger.



Jigsaws



SPECIFICATIONS	WX543 / WX543.9*	WX477.1	WX478.1	WX479
Voltage	20 V MAX	 550 W	 650 W	 650 W
Amp hour	2.0 Ah	—	—	—
No-load speed	0 – 2,600 spm	3,100 spm	1,000 – 3,100 spm	1,000 – 3,100 spm
Stroke length	24 mm	20 mm	20 mm	20 mm
Max. cutting capacity (wood / aluminum / steel)	80 / 18 / 8 mm	65 / 12 / 6 mm	90 / 20 / 8 mm	100 / 20 / 10 mm
Bevel capacity	—	0 ± 45°	0 ± 45°	0 ± 45°
Charging time	1 hr	—	—	—
Machine weight	2.1 kg	2.2 kg	2.3 kg	2.3 kg

FEATURES

Tool-free blade change system	•	•	•	•
Variable speed control	•	—	•	•
PowerShare®, shareable battery	•	—	—	—
4 pendulum settings	•	•	•	•
Adjustable base	—	•	•	•
Dust blower for better visibility	—	•	•	•
Aluminum base plate	—	—	•	•
On-board blade storage	—	—	•	—
LED light for dark area	—	—	—	•
Soft grip handle	•	•	•	•

ACCESSORIES INCLUDED

Battery Pack	1	—	—	—
Charger	1	—	—	—
Fast wood cutting blade	1	—	—	—
Dust adapter	1	—	—	—
Injection Box	1	1	1	1
Cutting blades	—	1	1	1
Parallel guide	—	—	1	1
Vacuum adapter	—	—	1	1
Hex key	—	1	1	1

\* Is just the tool without battery and charger.

20 V Cordless Reciprocating Saws



SPECIFICATIONS	WX500 / WX500.9*	WX516 / WX516.9*
Voltage	20 V MAX	20 V MAX
Amp hour	2.0 Ah	4.0 Ah
No-load speed	0 – 3,000 spm	0 – 3,000 spm
Stroke length	20 mm	29 mm
Max. cutting depth	wood: 130 mm steel: 10 mm PVC: 190 mm	wood: 300 mm steel: 12 mm
Charging time	1 hr	2 hr
Machine weight	2.1 kg	3.1 kg

FEATURES


Brushless motor	—	•
Adjustable pivot foot plate	•	•
Tool-free blade change system	•	•
Pendulum function	•	•
Variable speed control	•	—
Soft grip handle	•	•
Lock off switch	•	•
PowerShare®, shareable battery	•	•

ACCESSORIES INCLUDED

Battery pack	1	1
Charger	1	1
Carry bag	1	—



Wood cutting blade



150 mm metal cutting blade

\* Is just the tool without battery and charger.



20 V Cordless Circular Saws



SPECIFICATIONS	WX531 / WX531.9*	WX527 / WX527.9*
Voltage	20 V MAX	20 V MAX
Amp hour	2.0 Ah	2.0 Ah
No-load speed	6,900 rpm	2,500 rpm
Blade size	120 mm	85 mm
Bevel capacity	0 – 46°	–
Cutting depth	90° 41 mm / 45° 29.5 mm	27 mm
Charging time	1 hr	1 hr
Machine weight	2.1 kg	2.0 kg

FEATURES		
Brushless motor	•	–
Slim body and ergonomic design	•	–
One hand operation	•	•
LED light and dust extraction	•	–
Bevel cutting and plunge cutting	•	–
Multiple applications	•	•
Quick depth adjustment	•	•
Spindle lock button	•	•
Lock off switch	•	•
Dust extraction	–	•
Plunge Cutting	•	•
PowerShare®, shareable battery	•	•

ACCESSORIES INCLUDED		
Battery pack	1	1
Charger	1	1
Ceramic tile cutting blade	1	–
Vacuum adapter	1	1
Hex key	1	1
Parallel guide	1	1
Injection box	1	1

			
WA5100 120 mm 24 T wood cutting blade	WA8302 115 mm 60 T metal cutting blade	WA5048 115 mm 60 grit diamond cutting blade	WA5034 85 mm 24 T wood cutting blade

\* Is just the tool without battery and charger.



All you need for a  
clean cut

The compact design of the WORXSAW  
provides excellent maneuverability for  
quick, precise cuts.



Compact Circular Saws



SPECIFICATIONS	WX423.1	WX426	WX427	WX439	WX437
Rated power	400 W	400 W	710 W	500 W	800 W
No-load speed	3,600 rpm	3,600 rpm	3,700 rpm	4,200 rpm	4,700 rpm
Blade size	85 mm	85 mm	120 mm	120 mm	120 mm
Bevel capacity	—	—	0 – 45°	0 – 45°	0 – 45°
Cutting capacity	27 mm	27 mm	90°: 46 mm / 45°: 30 mm	90°: 46 mm / 45°: 30 mm	90°: 42.5 mm / 45°: 28.5 mm
Machine weight	1.4 kg	1.8 kg	2.3 kg	1.9 kg	2.3 kg

FEATURES

Slim body and ergonomic design	—	—	—	•	•
One hand operation	•	•	•	•	•
Laserguide™ line	—	•	•	—	•
Bevel cutting	—	—	•	•	•
Multiple applications	•	•	•	•	•
Quick depth adjustment	•	•	•	•	•
Spindle lock button	•	•	•	•	•
Lock off switch	—	—	—	—	•
Dust extraction	—	—	—	—	•
High-power motor	—	—	—	•	—
Plunge cutting	•	•	•	•	—
Aluminum guard	•	•	•	—	—

ACCESSORIES INCLUDED

24 T TCT blade	1	1	1	—	1
24 T TCT fast-cutting blade	—	—	—	1	—
Diamond disk	—	1	1	1	1
HCS metal cutting blade	—	1	1	1	1
Parallel guide	1	1	1	1	1
Vacuum adapter	1	1	1	1	1
Hex key	1	1	1	1	1
Injection box	—	1	1	1	1



WA5100

120 mm 24 T wood cutting



WA8302

115 mm 60 T metal cutting



WA5048

115 mm 60 grit diamond

Optional accessories for compact saws



WA5034

85 mm 24 T wood cut blade

Designed for WX423.1/WX426



WA5046

120 mm 24 T wood cut blade

Designed for WX427/WX439



WA5100

120 mm 24 T wood cut blade

Designed for WX427/WX439



WA5035

85 mm 44 T metal cutting blade

Designed for WX426



WA5047

115 mm 60 T metal cutting blade

Designed for WX427/WX439



WA8302

115 mm 60 T metal cutting blade

Designed for WX427/WX439



WA5038

85 mm 60 grit dia cutting blade

Designed for WX426



WA5048

115 mm 60 Grit dia cutting blade

Designed for WX439/WX427



20 V Cordless Circular Saws



SPECIFICATIONS

	WX530 / WX530.9*	WX520 / WX520.9*
Voltage	20 V MAX	20 V MAX
Amp hour	2.0 Ah	2.0 Ah
No-load speed	0 – 4,900 rpm	0 – 6,100 rpm
Blade size	165 mm	190 mm
Bevel capacity	0 – 50°	0 – 57°
Cutting depth	90°: 55 mm / 45°: 39 mm	90°: 67.5 mm / 45°: 47.5 mm
Charging time	1 hr	–
Machine weight	2.7 kg	2.9 kg

FEATURES

EXATRACK™ design keeps the blade flush	•	–
External rotor brushless motor	–	•
Aluminum base	•	–
Steel base	–	•
Bevel cutting	•	•
Soft grip handle	•	•
Dust extraction	•	•
Brake function	•	•
Spindle lock button	•	•
Lock off switch	•	•
PowerShare®, shareable battery	•	•

ACCESSORIES INCLUDED

Battery pack	1	–
Charger	1	–
Vacuum adapter	1	1
Hex key	1	1
Parallel guide	1	1



WX530 / WX530.9\*



WX520 / WX520.9\*



165 mm 24 T  
Wood cutting blade



190 mm 24 T  
Wood cutting blade

\* Is just the tool without battery and charger.

Circular Saws



SPECIFICATIONS

	WX425	WX445
Rated power	1,200 W	1,600 W
No-load speed	5,000 rpm	5,000 rpm
Blade size	160 mm	190 mm
Blade bore	16 mm	30 mm
Bevel capacity	0 – 45°	0 – 51°
Max. cutting capacity	90°: 55 mm / 45°: 38 mm	90°: 66 mm / 45°: 47 mm
Machine weight	3.5 kg	4.3 kg


FEATURES

Beveltrac™	•	–
Spindle lock button	•	•
LaserGuide™	–	•
Easily accessible brushes	•	–
Dust extraction function	–	•
Bevel cutting	•	•
Variable speed control	•	•
Aluminum base	•	•
Soft grip handle	•	•
Lock-on switch	•	•

ACCESSORIES INCLUDED

24T TCT wood cutting blade	1	1
Parallel guide	1	1
Vacuum adapter	1	1
Hex key	1	–
Spanner	–	1





### Precise cuts

Clean miter cuts are no problem with the compact WORX miter saw. The material is held securely until it is completely cut through.

### WX845.9

20 V Cordless Sliding  
Compound Miter Saw 216 mm



#### SPECIFICATIONS

Voltage	20 V MAX
No-load speed	3,200 rpm
Blade size	216 mm x 30 mm 40 T
Bevel capacity	0 – 45°
Max. cutting depth	0° x 0° 220*70 mm 45° x 0° 155*70 mm 0° x 45° 220*41 mm 45° x 45° 155*41 mm
Machine weight	11.5 kg

#### ACCESSORIES INCLUDED

Work-holding lever	1
Extension wings	1
Dust bag	1
Blade wrench	—



#### FEATURES

- Work-holding lever
- Sliding function
- Powerful motor
- Laser Guide™ line
- Unique folding design
- Aluminum base
- Adjustable cutting angle
- PowerShare®, shareable battery



216 mm 40 T wood cutting blade

### Work safer

**WORK-HOLDING LEVER** holds the material being cut in place, freeing up your hands. This also prevents the material from lifting up and hitting the blade when cut.



### Compact and powerful

**COMPACT DESIGN** The miter saw won't take up a whole workbench, and you can take it to the work site easily. But with 3,200 rpm, it has the speed of a much larger miter saw.





WX820 / WX820.9\*  
20 V Cordless 5-in-1 Multi Sander

SANDECK

POWER  
SHAR®

SPECIFICATIONS

Voltage	20 V MAX
Amp hour	2.0 Ah
No-load speed	4,000 – 10,000 / opm
Orbital diameter	Rotary sander: 2.5 mm Finish sander: 1.8 mm PVC pipe: 76 mm
Charging time	1 hr
Machine weight	2.0 kg

ACCESSORIES INCLUDED

Battery pack	1
Charger	1
5 pc sanding plates	1
15 pc sanding sheets	1
Dust bag	1

FEATURES

- Multi-sanding function
- Multiple attachments
- Fast base plate change
- Hyperlock® technology
- DustStop™ micro filter
- Easy dust discharge
- Large orbital diameter and variable speed
- Variable speed control
- Ergonomic design
- PowerShare®, shareable battery

Dust extraction adapter sleeve	1
35 mm dust extraction adapter	1
32 mm dust extraction adapter	1
Injection box	1

Tool-free change of attachments

**HYPERLOCK** clamping system changes pads and modes easily and securely without the use of tools. Simply loosen the clamp on top of the sander, swap over the sanding plate and then re-tighten the clamp.



Low dust level

**DUSTSTOP** micro filter box ensures low levels of dust while sanding for a cleaner working environment.



5-in-1

The WX820 Sandeck does the job of an orbital sander, finishing sander, detail sander, contour and finger sander.



\* Is just the tool without battery and charger.



WX822 / WX822.9\*  
20 V Cordless Detail Sander



SPECIFICATIONS

Voltage	20 V MAX
Amp hour	2.0 Ah
No-load speed	0 – 12,000 opm
Orbital diameter	2 mm
Base plate size	140 x 90 mm
Charging time	1 hr
Machine weight	0.8 kg

ACCESSORIES INCLUDED

Battery pack	1
Charger	1
3 pc detail pad sandpaper	1

FEATURES

• 12,000 opm and 2 mm orbit diameter
• Easy sanding in corners and tight spaces
• DustStop™ micro filter
• Lower vibration
• Hook and loop system
• Finger attachment
• PowerShare®, shareable battery

3 pc finger pad sandpaper	1
Injection box	1

Optional available accessories



WA2000 15 pc detail sandpaper kit Designed for WX820 / WX822	WA2001 15 pc rotary sandpaper kit Designed for WX820	WA2029 15 pc 1/3 finish sandpaper kit Designed for WX820
WA2003 15 pc finger sandpaper kit Designed for WX820 / WX822	WA2004 15 pc curve sandpaper kit Designed for WX820 / WX822	WA2028 75 pc sandpaper kit Designed for WX820

Sanders



SPECIFICATIONS

	WX648	WX652.1
Rated power	65 W	300 W
No-load speed	11,000 opm	12,000 opm
Base plate size	93 x 113 mm	ø 125 mm
Sanding sheet	–	ø 125 mm
Orbital diameter	1.5 mm	2.5 mm
Machine weight	0.7 kg	0.7 kg

FEATURES

Ergonomic design	•	•
Less vibration and soft grip handle	•	•
DustStop™ micro filter	•	–
Compact and lightweight design	•	•
Hook and loop easy paper change	•	•
Sandpaper for paint removal	–	•
Sealed rocker switch	–	•
Hook and loop system	•	•
2.5 mm orbit diameter for high material removal on wood	–	•

ACCESSORIES INCLUDED



Velcro sandpaper	15	–
Finger sanding sheet	6	–
Finger pad	1	–
Dust collection box	1	–
Dust bag	–	1
60 grit sandpaper	–	2
80 grit velcro sandpaper	–	2
120 grit sandpaper	–	2

WA2066 15 pc 80# sandpaper kit for WX648	WA2067 15 pc 120# sandpaper kit for WX648
WA2068 15 pc 240# sandpaper kit for WX648	WA2069 18 pc sandpaper kit 80# 120# 240# for WX648



Corded Finishing Sanders



SPECIFICATIONS	WX641	WX642.1
Rated power	 250 W	 270 W
No-load speed	12,000 opm	6,000 – 12,000 opm
Base size	90 x 187 mm	90 x 187 mm
Sanding sheet	93 x 230 mm	93 x 230 mm
Orbital diameter	1.6 mm	1.6 mm
Machine weight	2.0 kg	2.0 kg


FEATURES		
Cyclone technology	–	•
Easy dust discharge at the press of a button	–	•
Large orbital diameter and variable speed	•	•
DustStop™ micro filter	•	–
Sturdy 90 x 187 mm aluminum base	•	•
Double paper attachment system	–	•
Ergonomic design	•	•
Soft grip handle	•	•

ACCESSORIES INCLUDED		
Clamp sandpaper 60#, 80#, 120#	6	9
Dust extraction adapter 32 mm	1	1
Dust extraction adapter 35 mm	1	1
Dust box	1	–
Cyclonic box	–	1
Paper hole punch	1	1
Injection box	–	1



WX661.1  
950 W Belt Sander




SPECIFICATIONS		FEATURES
Rated power	 950 W	• Large sanding area with large belt size
No-load speed	240 – 350 m / min	• Variable speed control
Belt size	76 x 533 mm	• Quick-release belt change system
Sanding area	76 x 130 mm	• Manual alignment knob and belt centering system adjustment
Machine weight	3.3 kg	• Dust extraction facility with built-in dust port

ACCESSORIES INCLUDED		
Dust collection bag	1	Dust extraction adapter 32 mm
80 grit sanding belt	2	Dust extraction adapter 35 mm

WX615  
750 W Planer



SPECIFICATIONS		FEATURES
Rated power	 750 W	• Convenient chip extraction
No-load speed	17,000 rpm	• Precise parallel guide and rebate depth guide
Max. cutting depth	3 mm	• Dust extraction facility with built-in dust port
Max. rebate depth	12 mm	• Rubber overmould grip
Max. cutting width	82 mm	• 17,000 rpm for fast stock removal and a smooth finish
Machine weight	3.0 kg	• 0 – 3 mm adjustable planing depth
		• V-groove in base

ACCESSORIES INCLUDED		
TCT blades	2	Parallel guide
Vacuum adapter	1	Spanner
Dust bag	1	



WX840 / WX840.9\*  
20 V Cordless 2-in-1 Nail Gun



SPECIFICATIONS

Voltage	20 V MAX
Amp hour	2.0 Ah
Magazine capacity	100 nails
Nail type	18 Gauge brad nail Crown width 5.7 mm staple
Nailer speed	80 nails / min
Nail length	Brad nail: 20 mm – 50 mm Staple: 19 mm – 40 mm
Charging time	1 hr
Machine weight	3.2 kg

ACCESSORIES INCLUDED

Battery pack	1	Belt hook	1
Charger	1	Allen key	1
38 mm 18 Ga brad nails (200 pc)	1	Screwdriver	1
32 mm 18 Ga narrow crown staples (200 pc)	1		



\* Is just the tool without battery and charger.

WX843 / WX843.9\*  
20 V Cordless Narrow Crown Stapler



SPECIFICATIONS

Voltage	20 V MAX
Amp hour	2.0 Ah
Magazine capacity	85 nails
Nail type	Type 47 brad nail Type 53, crown width 11.3 mm staple
Nailer speed	60 nails / min
Nail length	Brad nail: 15 mm Crown staple: 6 mm – 14 mm
Charging time	1 hr
Machine weight	1.6 kg

ACCESSORIES INCLUDED

Battery pack	1	10 mm type 53 crown staples (500 pc)	1
Charger	1	Belt hook	1
15 mm type 47 brad nails (500 pc)	1	Screw	1



\* Is just the tool without battery and charger.





### Easy grinding and cutting

WORX 20 V cordless angle grinders inspire with their ease of use and impress with their performance.



### WX801 / WX801.9\* 20 V Cordless Mini Cutter 76 mm



#### SPECIFICATIONS

Voltage	20 V MAX
Amp hour	2.0 Ah
No-load speed	19,500 rpm
Disk size	76 mm x 10 mm
Spindle thread	M6
Charging time	1 hr
Machine weight	1.1 kg

#### ACCESSORIES



WA6075  
76 mm x 10 mm  
dia cutting disk



WA6076.3  
3 pc 76 mm x  
10 mm  
metal cutting disk



WA6074  
76 mm x 10 mm  
grinding disk

#### FEATURES

- One-hand operation
- High cutting efficiency
- Highly versatile for metal, tiles, plastic, etc.
- PowerShare®, shareable battery

#### ACCESSORIES INCLUDED

Battery pack	1
Charger	1
Spanner	1
Metal cutting disk	1
Diamond cutting disk	1
Metal grinding disk	1
Wheel guard for cutting	1
Injection box	1

#### Small device, high power

**EFFICIENT** High cutting efficiency thanks to high-performance motor.



#### Everything under control

**COMPACT** and ergonomic design for one-hand operation and good accessibility.



\* Is just the tool without battery and charger.



20 V Cordless Angle Grinders



SPECIFICATIONS	WX812 / WX812.9*	WX813 / WX813.9*	WX800 / WX800.9*	WX803 / WX803.9*
Voltage	20 V MAX	20 V MAX	20 V MAX	20 V MAX
Amp hour	4.0 Ah	2.0 Ah / 4.0 Ah	2.0 Ah	2.0 Ah / 4.0 Ah
No-load speed	8,500 rpm	8,500 rpm	8,600 rpm	8,600 rpm
Disk size	125 mm x 22.2 mm	115 mm x 22.2 mm	115 mm x 22.2 mm	125 mm x 22.2 mm
Spindle thread	M14	M14	M14	M14
Charging time	2 hr	2 hr	1 hr	1 hr / 2 hr
Machine weight	2.2 kg	2.2 kg	1.8 kg	1.8 kg

FEATURES				
Brushless motor	•	•	—	—
Electronic anti-kick-back technology	•	•	—	—
Slim body design	•	•	—	—
Tool-free quick safety guard adjustment	•	•	•	•
Metal gear housing	•	•	•	•
2-position auxiliary handle	•	•	•	•
Soft grip handle	•	•	•	•
Spindle lock button	•	•	•	•
PowerShare®, shareable battery	•	•	•	•

ACCESSORIES INCLUDED				
Battery pack	1	1	2	2 (2.0 Ah / 4.0 Ah)
Charger	1	1	1	1
Auxiliary handle	1	1	1	1
Metal grinding disk	1	1	1	1
Wheel guard for grinding	1	1	1	1
Spanner	1	1	1	1
Injection box	1	1	1	1



\* Is just the tool without battery and charger.

Corded Angle Grinders



SPECIFICATIONS	WX711	WX712	WX722.1
Rated power	750 W	860 W	1200 W
Rated speed	12,000 rpm	12,000 rpm	12,000 rpm
Disk size	115 mm x 22.2 mm	125 mm x 22.2 mm	125 mm x 22.2 mm
Spindle thread	M14	M14	M14
Machine weight	2.0 kg	2.2 kg	2.2 kg

FEATURES			
Slim body design	•	•	—
Spindle lock button	•	•	•
Slide on / off switch	•	•	—
Tool-free wheel guard adjustment	•	•	•
2 -position auxiliary handle	•	•	•
Aluminum alloy gear housing	•	•	•
Auto stop brush	—	•	—

ACCESSORIES INCLUDED			
Metal grinding disk	1	1	1
Auxiliary handle	1	—	1
Anti-vibration auxiliary handle	—	1	—
Spanner	1	1	1
Injection box	—	1	—





WX092.9  
20 V Multi-Function Inflator

NEW



SPECIFICATIONS

Voltage	20 V MAX
Inflation efficiency (0 to 2.4 bar for 215 / 55R17 tires)	4 min
Working pressure	max. 10 bar 8 bar 2.5 min / 7.5 min
Machine weight	1.0 kg

FEATURES

- 4 tools in 1: inflator, tire pressure monitor, work light and emergency SOS light
- Displays accurate tire pressure
- High pressure inflation up to 10 bar
- Powerful and multifunctional LED light
- PowerShare®, shareable battery

ACCESSORIES INCLUDED

Presta valve adapter	1
Sport ball needle	1
Tapered adapter	1
Flexible hose	1

Exact Pressure

**DIGITAL LED GAUGE** displays accurate tire pressure with the option of pre-setting your required PSI. The inflator automatically shuts off when the set pressure is reached to avoid over-inflating.

More than just an inflator

**LED LIGHT** illuminates work areas and includes a red and yellow emergency light. Compact design makes it portable and space saving so you can simply keep it in your trunk.



Fits easily in your car trunk

The WORX inflator is a compact and versatile tool. Simply take it with you when you're on the go.



WX856 / WX856.9\*  
20 V Cordless Orbital Buffer

NEW



SPECIFICATIONS

Voltage	20 V MAX
Amp hour	2.0 Ah
No-load speed	3,000 rpm
Base plate size	254 mm
Runtime	40 min
Charging time	1 hr
Machine weight	2.5 kg

FEATURES

- Powerful motor
- 254 mm base plate diameter
- Ergonomic design for improved comfort and control
- Elastic band keeps bonnet securely in place
- PowerShare®, shareable battery

ACCESSORIES INCLUDED

Battery pack	1
Charger	1
2 high quality bonnets	1



\* Is just the tool without battery and charger.

WX030 / WX030.9\*  
20 V Cordless Portable Vacuum Cleaner

NEW



SPECIFICATIONS

Voltage	20 V MAX
Amp hour	2.0 Ah
Motor power	150 W
Suction pressure	10 Kpa
Air watts	30 W
Runtime	up to 10 min
Machine weight	1.8 kg

FEATURES

- Lightweight and compact size
- Retractable hose
- Easy cleaning in tight spaces
- Integrated storage for accessories
- Strong suction
- One-touch button emptying
- PowerShare®, shareable battery

ACCESSORIES INCLUDED

Battery pack	1	Flexible crevice nozzle	1
Charger	1	Brush	1



\* Is just the tool without battery and charger.



Cordless LED 4-in-1 Light / Flexible LED Light



WX027.9



WX028.9

SPECIFICATIONS		
Voltage	20 V MAX	
Amp hour	individually selectable	individually selectable
Brightness / runtime (2.0 Ah)	Flashlight 120 LM / 16 h	
	Torch 510 LM / 8 h	
	Desk lamp Hi 480 LM / 7 h	
	Desk lamp Lo 220 LM / 18 h	
	SOS light 0 / 510 LM	300 LM / 11 h
Pivoting angle	- 72° ~ + 72	—
Light stick rotation	45° ~ + 45	Flexible head 360°
Machine weight	0.4 kg	0.25 kg

FEATURES

4-in-1 light: Flashlight, torch, desk lamp (hi & lo), SOS light	•	—
Telescopic design	•	—
0 – 140° pivoting head	•	—
360° swiveling head	—	•
Versatile suspension options	—	•
High quality metal frame	—	•
Stable stand base	•	•
Compact and lightweight	•	•
PowerShare®, shareable battery	•	•



WX852.1  
12 V Cordless Jump Starter



SPECIFICATIONS		FEATURES	
Battery capacity	12,000 mAh	<ul style="list-style-type: none"><li>• 500 Amps rated for gasoline engines up to 4 liters</li><li>• About 30 jump starts per charge</li><li>• Reverse polarity and spark proof protection</li><li>• Multifunction lamp</li><li>• Two-way USB mobile device charging</li></ul>	
Battery type	Li-polymer batteries		
Autostart peak current	500 Amps (peak)		
Gas engine rating	4 l		
Diesel engine rating	3 l		
LED flashlight	500 LM	<ul style="list-style-type: none"><li>• Magnetic base</li><li>• IP54 waterproof</li></ul>	
Machine weight	0.6 kg		

ACCESSORIES INCLUDED

Charging input USB cable	1	Booster clamps	1
Car charging input cable	1	Carry bag	1





20 V Cordless Radio / Speaker



SPECIFICATIONS

Voltage	20 V MAX	20 V MAX
Amp hour	2.0 Ah	2.0 Ah
Modes	FM / AM / Aux-In / Bluetooth	FM / AM / DAB / Aux-In / Bluetooth
Bluetooth range	7.6 m	7.6 m
Loudspeaker power	1*3 W	2*5 W
Station presets	10 FM & 10 AM	10 FM & 10 AM
Charging time	1 hr	1 hr
Machine weight	1.0 kg	4.5 kg

FEATURES

Multi-mode selector	•	•
Bluetooth wireless technology	•	•
USB port	•	•
10 FM and 10 AM station presets	•	•
Compact size	•	•
AC power adapter	–	•
PowerShare®, shareable battery	•	•

ACCESSORIES INCLUDED

Battery pack	1	1
Charger	1	1
AC power adapter	–	1
1.5 V LR03 (AAA) batteries	1	–

20 V WX026.9  
Cordless Worksite Light



SPECIFICATIONS

Voltage	20 V MAX
Amp hour	Individually selectable
Bulb type	LED
Brightness	1,500 LM
Pivoting angle	360°
Runtime (2.0 Ah)	2 hr
Machine weight	1.8 kg

FEATURES

• Head pivots
• Versatile hanging options
• Stable stand base
• Compact and lightweight
• PowerShare®, shareable battery

\* Is just the tool without battery and charger.

WX095 / WX095.9\*  
20 V Cordless / Corded Jobsite Fan



SPECIFICATIONS

Voltage	20 V MAX
Amp hour	2.0 Ah
Dimensions	242 mm
No-load speed	0 – 1,500 / 0 – 2,500 rpm
Air flow	310 / 450 CFM
Tilt adjust angle	0 – 360 °
Runtime (2.0 Ah battery)	Low speed 5.7 h High speed 1.7 h
Machine weight	4.0 kg

FEATURES

• Powerful air blowing motor
• Battery pack can be charged in AC mode
• 360 degree angle tilt
• Switch from AC to DC mode easily
• Multiple hanging options
• PowerShare®, shareable battery

ACCESSORIES INCLUDED

Battery pack	1
Charger	1
Adapter	1

WX094.9  
20 V Cordless Jobsite Blower



SPECIFICATIONS

Voltage	20 V MAX
Air speed	257 km/h
Air volume	1.6 / 2.2 / 2.8 m³ / min
Machine weight	1.3 kg

FEATURES

• Powerful 257 km/h air stream
• Compact and lightweight shell
• Strong blowing force
• Ergonomic handle design
• PowerShare®, shareable battery

ACCESSORIES INCLUDED

Blower tube	1
-------------	---

\* Is just the tool without battery and charger.



WX051  
Multifunction Work Table



SPECIFICATIONS

Table size	787 x 635 mm
Working height	813 mm
Max. clamp width	457 mm
Fold size	635 x 127 x 889 mm
Worktable load capacity	135 kg
Sawhorse load capacity	450 kg
Machine weight	13.5 Kg

FEATURES

- Versatile usage - sawhorse and work bench
- Integrated clamping system
- Compact and lightweight design
- Tool holding tray
- PowerShare®, shareable battery

ACCESSORIES INCLUDED

Quick clamp	2
Clamp dog	4

WX066  
Portable Work Table



SPECIFICATIONS

Table size	600 x 600 mm
Working height	813 mm
Fold size	937 x 329 x 136 mm
Worktable load capacity	135 kg
Machine weight	6.2 kg

ACCESSORIES INCLUDED

Clamp dog	4
-----------	---

FEATURES

- Sturdy, portable and adaptable
- Easy to set up metal leg stand
- Folds in half for easy transport and compact storage
- Handle designed for effortless transport
- Tool holding tray







# MAKERX™



## UNLEASH YOUR MAKING

MakerX™ is a new system of portable battery driven precision tools, including an airbrush, angle grinder, mini heat gun, rotary tool, wood & metal crafter, driven and controlled by a 20 V battery hub. Designed to give free rein to your creativity. Make, craft, tinker or repair without restriction – anytime and anywhere.

### Go anywhere

Work with it anywhere – outside, in the basement, in the attic – thanks to the 20 V battery.

### Do everything

Airbrush, angle grinder, mini heat gun, rotary tool and wood & metal crafter – MakerX™ sets no limits to your creativity.

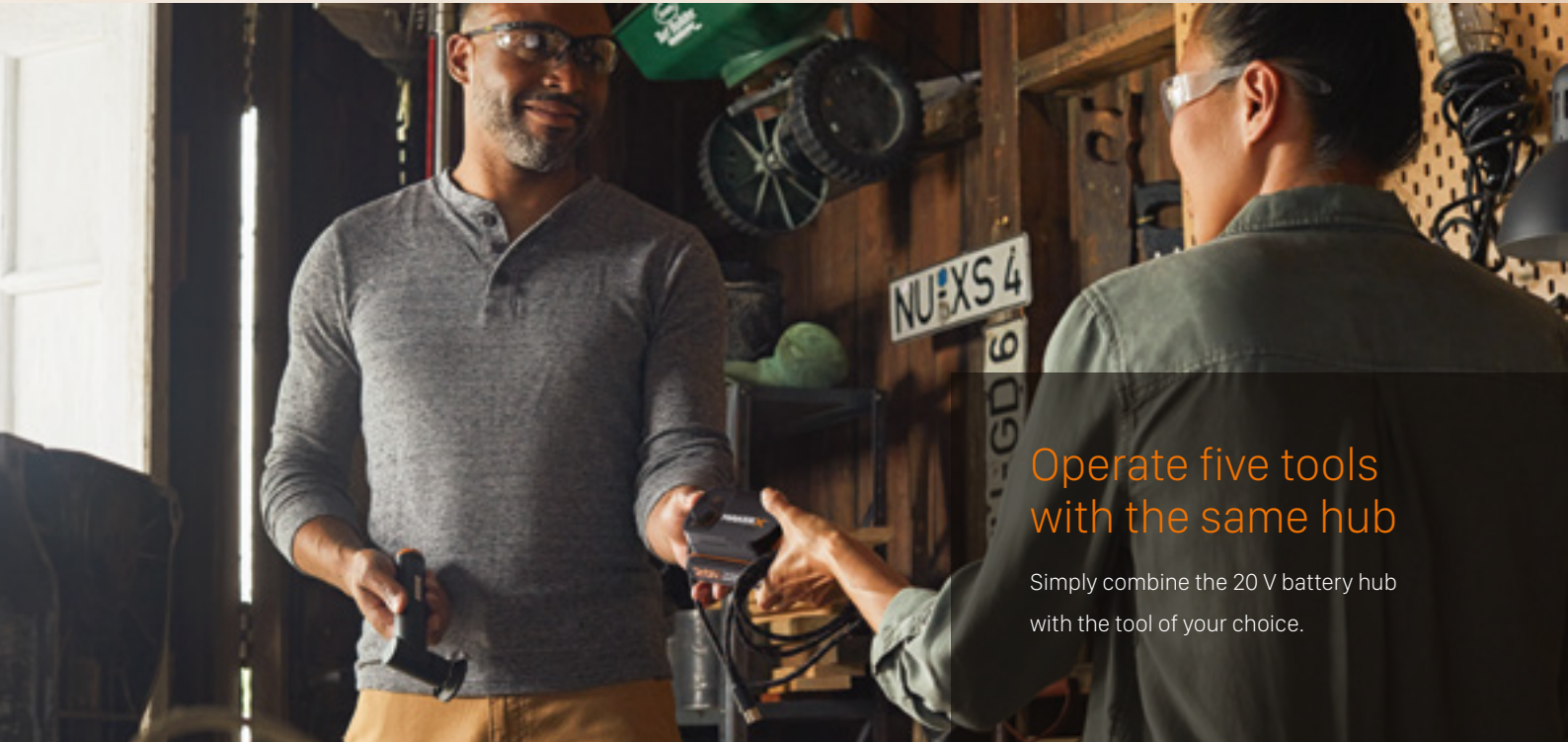
### Work with ease

The tools fit perfectly in your hand due to the very slim, user-friendly design.

### Share battery

MakerX™ is driven by a PowerShare® battery that is compatible with all WORX 20 V and 40 V tools, DIY, outdoor and lifestyle products.





## Operate five tools with the same hub

Simply combine the 20 V battery hub with the tool of your choice.



MakerX™

NEW



MAKERX™

### FEATURES

- 20 V battery hub, operates five different tools, connected by flexible 1 m power cord.
- Because the battery is separate from the tool itself, the tools are lighter, more compact and more comfortable to use.
- Control switch on the hub offers accurate variable speed control.
- Brushless motors (angle grinder & rotary tool) for longer runtime and more power.
- Instant heat (heat gun & wood & metal crafter) so the tools heat up in seconds.

### Use anywhere

**20 V POWERSHARE® BATTERY** You don't need an electrical outlet to work with the MakerX™, you can just use it anywhere: outside, in the garden shed, in the basement or in the attic.



### Precise working

**MICRO-ERGONOMIC DESIGN** The light & compact tools fit right in your hand just like a pen. Ideal for precise detail and intricate craft work.





WX739.9  
20 V Cordless MX Brushless Rotary Tool

NEW

MAKERX™

BRUSHLESS™  
MOTOR  
POWER  
SHAR®



SPECIFICATIONS

Voltage	20 V MAX
Motor type	brushless
Collet size	3.2 mm
Spindle thread	M7
No-load speed	5,000 – 35,000 rpm
Machine weight	0.13 kg

ACCESSORIES INCLUDED

20 pc rotary tool accessory set	1
---------------------------------	---

FEATURES

- Compact brushless motor
- Variable speed control with up to 35,000 rpm offers precise control for a wide range of crafting projects
- Universal fitting designed for accessories of other brands
- Micro-ergonomic design
- Powered by the Hub X



WX744.9  
20 V Cordless MX Wood & Metal Crafter

NEW

MAKERX™

POWER  
SHAR®



SPECIFICATIONS

Voltage	20 V MAX
Power input	45 W
Max. temperature	480 °C
Machine weight	0,13 kg

ACCESSORIES INCLUDED

9 pc wood & metal crafter kit	1
Iron holder	1
Iron tip connector	1
Silicon comfort sleeve	1

FEATURES

- Quick heating up
- Precise digital temp. control
- Micro-ergonomic design
- Powered by the Hub X





WX741.9  
20 V Cordless MX Brushless Angle Grinder

MAKERX™

NEW

BRUSHLESS™  
MOTOR  
POWER  
SHAR®



SPECIFICATIONS

Voltage	20 V MAX
Motor type	brushless
No-load speed	14,000 – 24,000 rpm
Disk diameter	50 mm
Disk bore	9.5 mm
Spindle thread	M4
Machine weight	0.2 kg

ACCESSORIES INCLUDED

3 pc angle grinder accessory set	1
Hex key	1
Screw ST2.0*10	2
Screw M4*10	1

FEATURES

- Compact brushless motor
- Variable speed control with up to 35,000 rpm offers precise control for a wide range of crafting projects
- On / Off switch on tool
- Micro-ergonomic design
- Powered by the Hub X



WX742.9  
20 V Cordless MX Air Brush

MAKERX™

NEW

POWER  
SHAR®



SPECIFICATIONS

Voltage	20 V MAX
Pressure value	0.1 – 0.12 Mpa
Nozzle size	0.4 mm
Machine weight	0.3 kg

ACCESSORIES INCLUDED

Dropper	1
Cleaning brush	1
Spanner	1

FEATURES

- Dual-function switch
- Precision nozzle
- Paint volume adjustment
- Micro-ergonomic design
- Powered by the Hub X





WX743.9  
20 V Cordless MX Mini Heat Gun

NEW



SPECIFICATIONS

Voltage	20 V MAX
Power input	200 W
Max. temperature	260 °C
Machine weight	0.2 kg

FEATURES

- Instant heating up to 260 °C
- Pinpoint nozzle
- Slim design
- Cradle stand
- Powered by the Hub X



WA7161  
20 V Cordless MX Hub

NEW



SPECIFICATIONS

Output	20 V / 10 A MAX 5 V / 2 A (USB port)
Battery pack voltage	20 V MAX
Machine weight	0.1 kg

ACCESSORIES INCLUDED

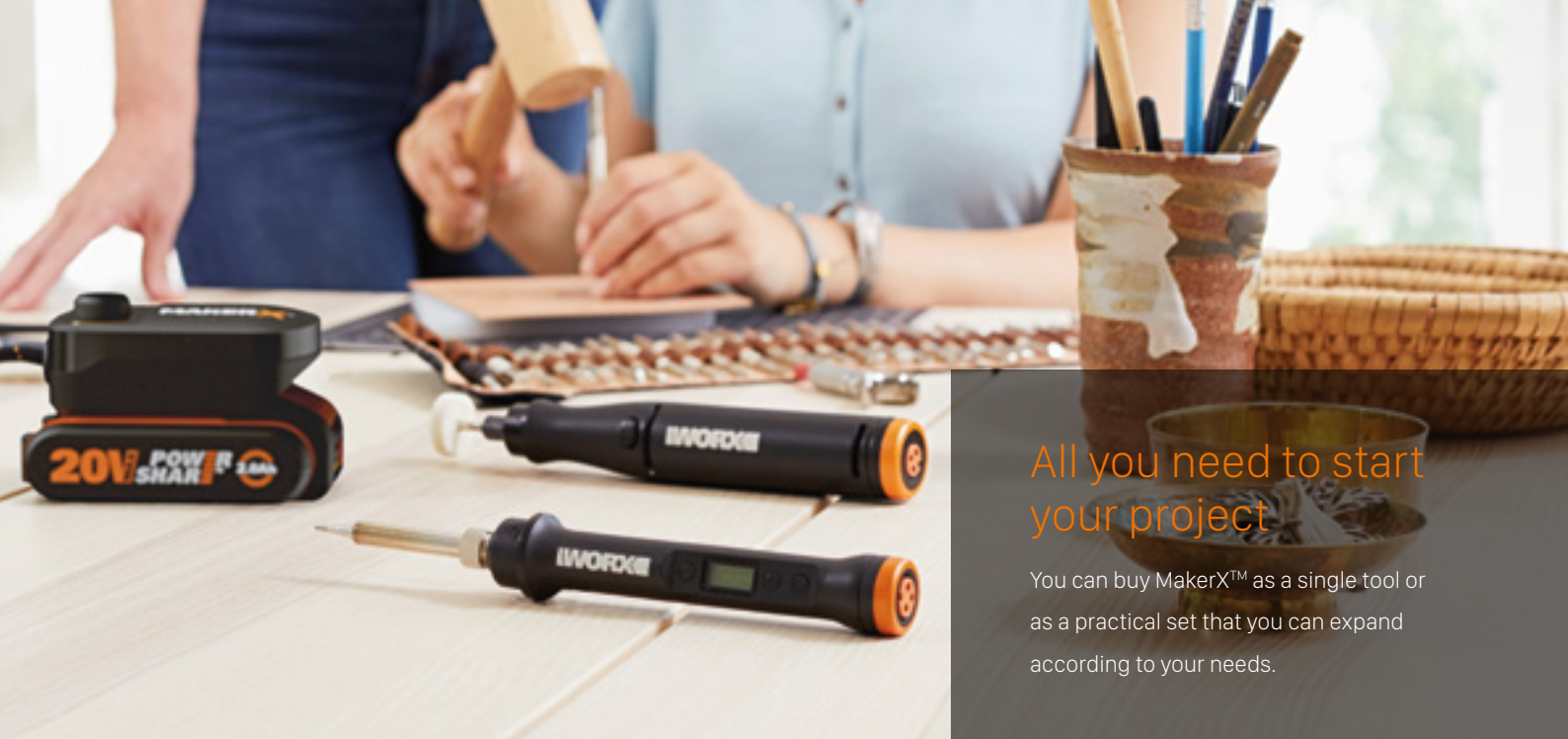
Belt hook	1
-----------	---

FEATURES

- Powers all MakerX™ tools
- Flexible power cord
- Variable speed control
- USB port







WX739 Rotary Tool Kit  
Rotary Tool,  
Hub & Battery

MAKERX™

NEW



ACCESSORIES INCLUDED

Battery pack	1
Charger	1
20 V MX Hub (WA7160)	1
30 pc rotary tool accessory set	1
Injection box	1
MX storage case (WA4227)	1

Available Accessories

MAKERX™

WA 7208
201 pc rotary tool accessory kit
Designed for WX739.9/WX739 WX990/WX988



WA7213
16 pc angle grinder accessory kit
Designed for WX741.9/WX990



NEW

WX988 2-Tool Combo Kit  
Rotary Tool,  
Wood & Metal Crafter,  
Hub & Battery

MAKERX™

NEW



ACCESSORIES INCLUDED

Battery pack	1
Charger	1
20 V MX Hub (WA7160)	1
Injection box	1
MX storage case (WA4227)	1
30 pc rotary tool acc set	1
9 pc wood & metal burning set	1
Iron holder	1
Iron tip connector	1
Silicon comfort sleeve	1

WX990 2-Tool Combo Kit  
Rotary Tool,  
Angle Grinder,  
Hub & Battery

MAKERX™

NEW



ACCESSORIES INCLUDED

Battery pack	1
Charger	1
20 V MX Hub (WA7160)	1
Injection box	1
Mx storage case (WA4227)	1
30 pc rotary tool accessory set	1
3 pc angle grinder accessory set	1
Hex key	1
Screw ST2.0*10	2
Screw M4*10	1



Batteries & Chargers

		
WA3641 20 V / 6.0 Ah Li-Ion battery	WA3570 20 V / 5.0 Ah Li-Ion battery	WA3014 20 V / 4.0 Ah Li-Ion battery
Designed for WORX 20 V PowerShare®	Designed for WORX PowerShare® Products	Designed for WORX PowerShare® Products
		
WA3572 20 V / 2.5 Ah Li-Ion battery	WA3551.1 20 V / 2.0 Ah Li-Ion battery	WA3553.2 2 pc 20 V / 4.0 Ah Li-Ion battery
Designed for WORX 20 V PowerShare®	Designed for WORX 20 V PowerShare®	Designed for WORX 20 V PowerShare®
		
WA3605 20 V / 2.0 Ah Li-Ion battery 20 V / 4.0 Ah Li-Ion battery	WA3604 20 V / 4.0 Ah battery WA3553 2.0 A Charger WA3880	WA3601 20 V / 2.0 Ah battery WA3551 2.0 A Charger WA3880
Designed for WORX 20 V PowerShare®	Designed for WORX 20 V PowerShare®	Designed for WORX 20 V PowerShare®
		
WA3505 12 V / 2.0 Ah Li-Ion battery	WA3846 12 V Li-Ion 2.0 A charger	
Designed for WORX 12 V Product	Charging time 35 min (1.3 Ah) / 60 min (2.0 Ah)	
	Designed for WORX 12 V Li-Ion batteries	

		
WA3880 20 V Li-Ion 2.0 A charger	WA3867 20 V Li-Ion 6.0 A charger	WA3772 20 V Li-Ion 2.0 A dual charger
Charging time 60 min (2.0 Ah) / 75 min (2.5 Ah) 120 min (4.0 Ah) / 150 min (5.0 Ah)	Charging time 20 min (2.0 Ah) / 25 min (2.5 Ah) 40 min (4.0 Ah) / 50 min (5.0 Ah)	Charging time 60 min (1 pc 2.0 Ah) / 120 min (2 pc 2.0 Ah) 120 min (1 pc 4.0 Ah) / 240 min (2 pc 4.0 Ah)
Designed for WORX 20 V Li-Ion batteries	Designed for WORX 20 V Li-Ion batteries	Designed for WORX 20 V Li-Ion batteries
		
WA3883 20 V Li-ion 4.0 A dual charger	WA3974 4x 20 V Basecamp	WA4009 20 V USB charger adapter
Charging time 60 min (1 pc 4.0 Ah) 120 min (2 pc 4.0 Ah)	Charging time 120 min (4 pc 2.0Ah) 240 min (4 pc 4.0Ah)	Output: 2.0 A MAX Input: 1.8 A MAX Charging ports: 2
Designed for WORX 20 V Li-Ion batteries	Designed for WORX 20 V Li-Ion batteries	Designed for WORX 20 V Li-Ion batteries

Box & bag

	
WA0071 Universal tool box	WA0076 Tool bag
Dimension: 440 x 158 x 292 mm Weight: 1.6 kg	Dimension: 350 x 235 x 235 mm Weight: 0.9 kg





**WORX**

© 2021 Positec Germany GmbH, Germany.  
All rights reserved. WORX and other trademarks  
are registered trademarks of Positec Germany  
GmbH.  
For more information, simply go to our website:  
[www.WORX-europe.com](http://www.WORX-europe.com).

We reserve the right to make changes to prices,  
technical features and changes due to printing  
and other errors.  
All prices including VAT, as long as stocks last.  
Prices valid until 31st December 2021  
(as of January, 2021).



MIX  
Papier aus verantwor-  
tungsvollen Quellen  
FSC® C108428